

### General information about company

Scrip code	506852
NSE Symbol	
MSEI Symbol	
ISIN	INE607A01022
Name of the company	Primo Chemicals Limited (Formerly Known as Punjab Alkalies & Chemicals Limited)
Whether company is SME	No
Class of Security	Equity Shares
Type of report	Quarterly
Quarter Ended / Half year ended/Date of Report (For Prelisting / Allotment)	30-09-2023
Date of allotment / extinguishment (in case Capital Restructuring selected) / Listing Date	
Shareholding pattern filed under	Regulation 31 (1) (b)
Whether the listed entity is Public Sector Undertaking (PSU)?	No



### Declaration

Sr. No.	Particular	Yes/No	Promoter and Promoter Group	Public shareholder	Non Promoter- Non Public
1	Whether the Listed Entity has issued any partly paid up shares?	No	No	No	No
2	Whether the Listed Entity has issued any Convertible Securities ?	No	No	No	No
3	Whether the Listed Entity has issued any Warrants ?	No	No	No	No
4	Whether the Listed Entity has any shares against which depository receipts are issued?	No	No	No	No
5	Whether the Listed Entity has any shares in locked-in?	Yes	No	Yes	No
6	Whether any shares held by promoters are pledge or otherwise encumbered?	No	No		
7	Whether company has equity shares with differential voting rights?	No	No	No	No
8	Whether the listed entity has any significant beneficial owner?	No			



**Table I - Summary Statement holding of specified securities**

Category (I)	Category of shareholder (II)	Nos. Of shareholders (III)	No. of fully paid up equity shares held (IV)	No. Of Partly paid-up equity shares held (V)	No. Of shares underlying Depository Receipts (VI)	Total nos. shares held (VII) = (IV)+ (V)+ (VI)	Shareholding as a % of total no. of shares (calculated as per SCRR, 1957) (VIII) As a % of (A+B+C2)	Number of Voting Rights held in each class of securities (IX)			
								No of Voting (XIV) Rights			Total as a % of (A+B+C)
								Class eg: X	Class eg:y	Total	
(A)	Promoter & Promoter Group	10	75982830			75982830	31.35	75982830		75982830	31.35
(B)	Public	40937	166360390			166360390	68.65	166360390		166360390	68.65
(C)	Non Promoter-Non Public										
(C1)	Shares underlying DRs										
(C2)	Shares held by Employee Trusts										
	Total	40947	242343220			242343220	100	242343220		242343220	100



**Table I - Summary Statement holding of specified securities**

Category (I)	Category of shareholder (II)	No. Of Shares Underlying Outstanding convertible securities (X)	No. of Shares Underlying Outstanding Warrants (Xi)	No. Of Shares Underlying Outstanding convertible securities and No. Of Warrants (Xi) (a)	Shareholding , as a % assuming full conversion of convertible securities ( as a percentage of diluted share capital) (XI)= (VII)+(X) As a % of (A+B+C2)	Number of Locked in shares (XII)		Number of Shares pledged or otherwise encumbered (XIII)		Number of equity shares held in dematerialized form (XIV)	Sub-categorization of shares		
						No. (a)	As a % of total Shares held (b)	No. (a)	As a % of total Shares held (b)		Sub-category (i)	Sub-category (ii)	Sub-category (iii)
(A)	Promoter & Promoter Group				31.35					75982830			
(B)	Public				68.65	42500000	25.55			157991990	0	0	0
(C)	Non Promoter-Non Public												
(C1)	Shares underlying DRs												
(C2)	Shares held by Employee Trusts												
	<b>Total</b>				100	42500000	17.54			233974820	0	0	0



**Table II - Statement showing shareholding pattern of the Promoter and Promoter Group**

Sr.	Category & Name of the Shareholders (I)	Nos. Of shareholders (III)	No. of fully paid up equity shares held (IV)	No. Of Partly paid-up equity shares held (V)	No. Of shares underlying Depository Receipts (VI)	Total nos. shares held (VII) = (IV)+(V)+(VI)	Shareholding as a % of total no. of shares (calculated as per SCRR, 1957) (VIII) As a % of (A+B+C2)	Number of Voting Rights held in each class of securities (IX)			
								No of Voting (XIV) Rights			Total as a % of Total Voting rights
								Class eg: X	Class eg:y	Total	
A	Table II - Statement showing shareholding pattern of the Promoter and Promoter Group										
(1)	Indian										
(a)	Individuals/Hindu undivided Family	7	62756295			62756295	25.9	62756295		62756295	25.9
(d)	Any Other (specify)	3	13226535			13226535	5.46	13226535		13226535	5.46
Sub-Total (A) (1)		10	75982830			75982830	31.35	75982830		75982830	31.35
(2)	Foreign										
Total Shareholding of Promoter and Promoter Group (A)=(A)(1)+(A)(2)		10	75982830			75982830	31.35	75982830		75982830	31.35
B	Table III - Statement showing shareholding pattern of the Public shareholder										
(1)	Institutions (Domestic)										
(a)	Mutual Funds	11	4615212			4615212	1.9	4615212		4615212	1.9
(i)	Other Financial Institutions	12	47000			47000	0.02	47000		47000	0.02
Sub-Total (B) (1)		23	4662212			4662212	1.92	4662212		4662212	1.92
(2)	Institutions (Foreign)										



**Table II - Statement showing shareholding pattern of the Promoter and Promoter Group**

Sr.	No. Of Shares Underlying Outstanding convertible securities (X)	No. of Shares Underlying Outstanding Warrants (Xi)	No. Of Shares Underlying Outstanding convertible securities and No. Of Warrants (Xi) (a)	Shareholding , as a % assuming full conversion of convertible securities ( as a percentage of diluted share capital) (XI)= (VII)+(X) As a % of (A+B+C2)	Number of Locked in shares (XII)		Number of Shares pledged or otherwise encumbered (XIII)		Number of equity shares held in dematerialized form (XIV)	Sub-categorization of shares			
					No. (a)	As a % of total Shares held (b)	No. (a)	As a % of total Shares held (b)		Sub-category (i)	Sub-category (ii)	Sub-category (iii)	
A	Table II - Statement showing shareholding pattern of the Promoter and Promoter Group												
(1)	Indian												
(a)				25.9					62756295				
(d)				5.46					13226535				
Sub-Total (A)(1)				31.35					75982830				
(2)	Foreign												
Total Shareholding of Promoter and Promoter Group (A)= (A)(1)+(A) (2)				31.35					75982830				
B	Table III - Statement showing shareholding pattern of the Public shareholder												
(1)	Institutions (Domestic)												
(a)				1.9	0	0			4578712	0	0	0	



(d)	Foreign Portfolio Investors Category I	3	5088664			5088664	2.1	5088664		5088664	2.1
(g)	Any Other (specify)	2	15750			15750	0.01	15750		15750	0.01
Sub-Total (B) (2)		5	5104414			5104414	2.11	5104414		5104414	2.11
(3)	Central Government / State Government(s)										
(4)	Non-institutions										
(b)	Directors and their relatives (excluding independent directors and nominee directors)	1	42500000			42500000	17.54	42500000		42500000	17.54
(c)	Key Managerial Personnel	1	50			50	0	50		50	0
(g)	Resident Individuals holding nominal share capital up to Rs. 2 lakhs	38540	33205444			33205444	13.7	33205444		33205444	13.7
(h)	Resident Individuals holding nominal share capital in excess of Rs. 2 lakhs	39	16543338			16543338	6.83	16543338		16543338	6.83
(i)	Non Resident Indians (NRIs)	668	2161585			2161585	0.89	2161585		2161585	0.89
(k)	Foreign Companies	1	100000			100000	0.04	100000		100000	0.04
(l)	Bodies Corporate	1055	59816400			59816400	24.68	59816400		59816400	24.68
(m)	Any Other (specify)	604	2266947			2266947	0.94	2266947		2266947	0.94
Sub-Total (B) (4)		40909	156593764			156593764	64.62	156593764		156593764	64.62
Total Public Shareholding (B)=(B)(1)+(B)(2)+(B)(3)+(B)(4)		40937	166360390			166360390	68.65	166360390		166360390	68.65




C	Table IV - Statement showing shareholding pattern of the Non Promoter- Non Public shareholder										
Total ( A+B+C2 )		40947	242343220			242343220	100	242343220		242343220	100
Total (A+B+C )		40947	242343220			242343220	100	242343220		242343220	100





(j)				0.02	0	0			0	0	0	0
Sub-Total (B)(1)				1.92	0	0			4578712	0	0	0
(2)	Institutions (Foreign)											
(d)				2.1	0	0			5088664	0	0	0
(g)				0.01	0	0			0	0	0	0
Sub-Total (B)(2)				2.11	0	0			5088664	0	0	0
(3)	Central Government / State Government(s)											
(4)	Non-institutions											
(b)				17.54	42500000	100			42500000	0	0	0
(c)				0	0	0			50	0	0	0
(g)				13.7	0	0			27131619	0	0	0
(h)				6.83	0	0			16543338	0	0	0
(i)				0.89	0	0			794510	0	0	0
(k)				0.04	0	0			0	0	0	0
(l)				24.68	0	0			59088150	0	0	0
(m)				0.94	0	0			2266947	0	0	0
Sub-Total (B)(4)				64.62	42500000	27.14			148324614	0	0	0
Total Public Shareholding (B)=(B)(1)+(B)(2)+(B)(3)+(B)(4)				68.65	42500000	25.55			157991990	0	0	0
C	Table IV - Statement showing shareholding pattern of the Non Promoter- Non Public shareholder											
Total (A+B+C2)				100	42500000	17.54			233974820			




Total (A+B+C)				100	42500000	17.54			233974820
Disclosure of notes on shareholding pattern								Textual Information(1)	



**Text Block**


Textual Information()

Shares held in the name of Sh Mayank Ahlawat being First Holder & Partner of Advance Chemicals.



**Individuals/Hindu undivided Family**


Searial No.	1	2	3	4	5	6	7
Name of the Shareholders (I)	SUKHBIR SINGH DAHIYA	JAGBIR SINGH AHLAWAT	PARERNA AHLAWAT	JATIN DAHIYA	DAYAWATI DAHIYA	MAYANK AHLAWAT	GARIMA SINGH
PAN (II)	ACCPD9200H	AAHPA2745B	AAGPP5953R	BGSPD0546B	AAFPD0929C	AZWPA5228P	AQUPG7083K
No. of fully paid up equity shares held (IV)	25278015	15500100	9875315	5482535	3560170	1960160	1100000
No. Of Partly paid-up equity shares held (V)							
No. Of shares underlying Depository Receipts (VI)							
Total nos. shares held (VII) = (IV)+ (V)+ (VI)	25278015	15500100	9875315	5482535	3560170	1960160	1100000
Shareholding as a % of total no. of shares (calculated as per SCRR, 1957) (VIII) As a % of (A+B+C2)	10.43	6.4	4.07	2.26	1.47	0.81	0.45
<b>Number of Voting Rights held in each class of securities (IX)</b>							
Class eg:X	25278015	15500100	9875315	5482535	3560170	1960160	1100000
Class eg:y							
Total	25278015	15500100	9875315	5482535	3560170	1960160	1100000
Total as a % of Total Voting rights	10.43	6.4	4.07	2.26	1.47	0.81	0.45



No. Of Shares Underlying Outstanding convertible securities (X)							
No. of Shares Underlying Outstanding Warrants (Xi)							
No. Of Shares Underlying Outstanding convertible securities and No. Of Warrants (Xi) (a)							
Shareholding , as a % assuming full conversion of convertible securities (as a percentage of diluted share capital) (XI)= (VII)+(Xi)(a) As a % of (A+B+C2)	10.43	6.4	4.07	2.26	1.47	0.81	0.45
Number of Locked in shares (XII)							
No. (a)							
As a % of total Shares held (b)							
Number of Shares pledged or otherwise encumbered (XIII)							
No. (a)							
As a % of total Shares held (b)							
Number of equity shares held in	25278015	15500100	9875315	5482535	3560170	1960160	1100000




dematerialized form (XIV)							
Reason for not providing PAN							
Reason for not providing PAN							
Shareholder type	Promoter	Promoter	Promoter	Promoter	Promoter Group	Promoter Group	Promoter Group




**Individuals/Hindu undivided Family**

Serial No.	
Name of the Shareholders (I)	Click here to go back
PAN (II)	Total
No. of fully paid up equity shares held (IV)	62756295
No. Of Partly paid-up equity shares held (V)	
No. Of shares underlying Depository Receipts (VI)	
Total nos. shares held (VII) = (IV)+ (V)+ (VI)	62756295
Shareholding as a % of total no. of shares (calculated as per SCRR, 1957) (VIII) As a % of (A+B+C2)	25.9
<b>Number of Voting Rights held in each class of securities (IX)</b>	
Class eg:X	62756295
Class eg:y	
Total	62756295
Total as a % of Total Voting rights	25.9




No. Of Shares Underlying Outstanding convertible securities (X)	
No. of Shares Underlying Outstanding Warrants (Xi)	
No. Of Shares Underlying Outstanding convertible securities and No. Of Warrants (Xi) (a)	
Shareholding , as a % assuming full conversion of convertible securities (as a percentage of diluted share capital) (XI)= (VII)+(Xi)(a) As a % of (A+B+C2)	25.9
Number of Locked in shares (XII)	
No. (a)	
As a % of total Shares held (b)	
Number of Shares pledged or otherwise encumbered (XIII)	
No. (a)	
As a % of total Shares held (b)	
Number of equity shares held in	62756295






dematerialized form (XIV)	
Reason for not providing PAN	
Reason for not providing PAN	
Shareholder type	



**Any Other (specify)**


Serial No.	1	2	3	
Category	Bodies Corporate	Bodies Corporate	Bodies Corporate	<a href="#">Click here to go back</a>
Name of the Shareholders (I)	FLOWTECH INDUSTRIAL PROJECTS PRIVATE LIMITED	HIMALAYA ALKALIES & CHEMICALS LIMITED	TARA MERCANTILE PRIVATE LIMITED	
PAN (II)	AABCF7849J	AAKCS5199R	AAACT2680C	Total
No. of the Shareholders (I)	1	1	1	3
No. of fully paid up equity shares held (IV)	8860160	2604390	1761985	13226535
No. Of Partly paid-up equity shares held (V)				
No. Of shares underlying Depository Receipts (VI)				
Total nos. shares held (VII) = (IV)+ (V)+ (VI)	8860160	2604390	1761985	13226535
Shareholding as a % of total no. of shares (calculated as per SCRR, 1957) (VIII) As a % of (A+B+C2)	3.66	1.07	0.73	5.46
<b>Number of Voting Rights held in each class of securities (IX)</b>				
Class eg: X	8860160	2604390	1761985	13226535



Class eg:y				
Total	8860160	2604390	1761985	13226535
Total as a % of Total Voting rights	3.66	1.07	0.73	5.46
No. Of Shares Underlying Outstanding convertible securities (X)				
No. of Shares Underlying Outstanding Warrants (Xi)				
No. Of Shares Underlying Outstanding convertible securities and No. Of Warrants (Xi) (a)				
Shareholding , as a % assuming full conversion of convertible securities (as a percentage of diluted share capital) (XI)= (VII)+(X) As a % of (A+B+C2)	3.66	1.07	0.73	5.46
Number of Locked in shares (XII)				
No. (a)				
As a % of total Shares held (b)				
Number of Shares pledged or otherwise encumbered (XIII)				
No. (a)				




As a % of total Shares held (b)				
Number of equity shares held in dematerialized form (XIV)	8860160	2604390	1761985	13226535
Reason for not providing PAN				
Reason for not providing PAN				
Shareholder type	Promoter	Promoter Group	Promoter Group	




### Mutual Funds

Serial No.	1	
Name of the Shareholders (I)	QUANT MUTUAL FUND - QUANT SMALL CAP FUND	<a href="#">Click here to go back</a>
PAN (II)	AAATE0120D	Total
No. of fully paid up equity shares held (IV)	4556962	4556962
No. Of Partly paid-up equity shares held (V)		
No. Of shares underlying Depository Receipts (VI)		
Total nos. shares held (VII) = (IV)+ (V)+ (VI)	4556962	4556962
Shareholding as a % of total no. of shares (calculated as per SCRR, 1957) (VIII) As a % of (A+B+C2)	1.88	1.88
Number of Voting Rights held in each class of securities (IX)		
Class eg: X	4556962	4556962
Class eg:y		
Total	4556962	4556962
Total as a % of Total Voting rights	1.88	1.88



No. Of Shares Underlying Outstanding convertible securities (X)		
No. of Shares Underlying Outstanding Warrants (Xi)		
No. Of Shares Underlying Outstanding convertible securities and No. Of Warrants (Xi) (a)		
Shareholding , as a % assuming full conversion of convertible securities (as a percentage of diluted share capital) (XI)= (VII)+(X) As a % of (A+B+C2)	1.88	1.88
Number of Locked in shares (XII)		
No. (a)	0	0
As a % of total Shares held (b)	0	0
Number of equity shares held in dematerialized form (XIV)	4556962	4556962
Reason for not providing PAN		
Reason for not providing PAN		




Sub-categorization of shares		
Shareholding (No. of shares) under		
Sub-category (i)	0	0
Sub-category (ii)	0	0
Sub-category (iii)	0	0




### Foreign Portfolio Investors Category I

Serial No.	1	
Name of the Shareholders (I)	SOCIETE GENERALE	<a href="#">Click here to go back</a>
PAN (II)	AABCS7484C	Total
No. of fully paid up equity shares held (IV)	5037529	5037529
No. Of Partly paid-up equity shares held (V)		
No. Of shares underlying Depository Receipts (VI)		
Total nos. shares held (VII) = (IV)+ (V)+ (VI)	5037529	5037529
Shareholding as a % of total no. of shares (calculated as per SCRR, 1957) (VIII) As a % of (A+B+C2)	2.08	2.08
Number of Voting Rights held in each class of securities (IX)		
Class eg: X	5037529	5037529
Class eg:y		
Total	5037529	5037529
Total as a % of Total Voting rights	2.08	2.08





No. Of Shares Underlying Outstanding convertible securities (X)		
No. of Shares Underlying Outstanding Warrants (Xi)		
No. Of Shares Underlying Outstanding convertible securities and No. Of Warrants (Xi) (a)		
Shareholding , as a % assuming full conversion of convertible securities (as a percentage of diluted share capital) (XI)= (VII)+(X) As a % of (A+B+C2)	2.08	2.08
Number of Locked in shares (XII)		
No. (a)	0	0
As a % of total Shares held (b)	0	0
Number of equity shares held in dematerialized form (XIV)	5037529	5037529
Reason for not providing PAN		
Reason for not providing PAN		




Sub-categorization of shares		
Shareholding (No. of shares) under		
Sub-category (i)	0	0
Sub-category (ii)	0	0
Sub-category (iii)	0	0






No. Of Shares Underlying Outstanding convertible securities (X)			
No. of Shares Underlying Outstanding Warrants (Xi)			
No. Of Shares Underlying Outstanding convertible securities and No. Of Warrants (Xi) (a)			
Shareholding , as a % assuming full conversion of convertible securities (as a percentage of diluted share capital) (XI)= (VII)+(X) As a % of (A+B+C2)	15.47	5.26	20.74
Number of Locked in shares (XII)			
No. (a)	0	0	0
As a % of total Shares held (b)	0	0	0
Number of equity shares held in dematerialized form (XIV)	37500000	12750000	50250000
Reason for not providing PAN			
Reason for not providing PAN			




Sub-categorization of shares			
Shareholding (No. of shares) under			
Sub-category (i)	0	0	0
Sub-category (ii)	0	0	0
Sub-category (iii)	0	0	0




**Directors and their relatives (excluding independent directors and nominee directors)**


Serial No.	1	
Name of the Shareholders (I)	NAVEEN CHOPRA	<a href="#">Click here to go back</a>
PAN (II)	AAPPC4259G	Total
No. of fully paid up equity shares held (IV)	42500000	42500000
No. Of Partly paid-up equity shares held (V)		
No. Of shares underlying Depository Receipts (VI)		
Total nos. shares held (VII) = (IV)+ (V)+ (VI)	42500000	42500000
Shareholding as a % of total no. of shares (calculated as per SCRR, 1957) (VIII) As a % of (A+B+C2)	17.54	17.54
<b>Number of Voting Rights held in each class of securities (IX)</b>		
Class eg: X	42500000	42500000
Class eg:y		
Total	42500000	42500000
Total as a % of Total Voting rights	17.54	17.54



No. Of Shares Underlying Outstanding convertible securities (X)		
No. of Shares Underlying Outstanding Warrants (Xi)		
No. Of Shares Underlying Outstanding convertible securities and No. Of Warrants (Xi) (a)		
Shareholding , as a % assuming full conversion of convertible securities (as a percentage of diluted share capital) (XI)= (VII)+(X) As a % of (A+B+C2)	17.54	17.54
Number of Locked in shares (XII)		
No. (a)	42500000	42500000
As a % of total Shares held (b)	100	100
Number of equity shares held in dematerialized form (XIV)	42500000	42500000
Reason for not providing PAN		
Reason for not providing PAN		



Sub-categorization of shares		
Shareholding (No. of shares) under		
Sub-category (i)	0	0
Sub-category (ii)	0	0
Sub-category (iii)	0	0






**Any Other (specify)**

Searial No.	1	2	
Category	Other	Other	
Category / More than 1 percentage	Category	Category	<a href="#">Click here to go back</a>
Name of the Shareholders (I)	Indian Liberation Fund	Banco Santander A/c Explorer Mauritius	
PAN (II)			Total
No. of the Shareholders (I)	1	1	2
No. of fully paid up equity shares held (IV)	15250	500	15750
No. Of Partly paid-up equity shares held (V)			
No. Of shares underlying Depository Receipts (VI)			
Total nos. shares held (VII) = (IV)+ (V)+ (VI)	15250	500	15750
Shareholding as a % of total no. of shares (calculated as per SCRR, 1957) (VIII) As a % of (A+B+C2)	0.01	0	0.01
<b>Number of Voting Rights held in each class of securities (IX)</b>			
Class eg: X	15250	500	15750



Class eg:y			
Total	15250	500	15750
Total as a % of Total Voting rights	0.01	0	0.01
No. Of Shares Underlying Outstanding convertible securities (X)			
No. of Shares Underlying Outstanding Warrants (Xi)			
No. Of Shares Underlying Outstanding convertible securities and Warrants (X)			
Shareholding , as a % assuming full conversion of convertible securities (as a percentage of diluted share capital) (XI)= (VII)+(X) As a % of (A+B+C2)	0.01	0	0.01
<b>Number of Locked in shares (XII)</b>			
No. (a)	0	0	0
As a % of total Shares held (b)	0	0	0
Number of equity shares held in dematerialized form (XIV)	0	0	0



Reason for not providing PAN			
Reason for not providing PAN			
Sub-categorization of shares			
Shareholding (No. of shares) under			
Sub-category (i)	0	0	0
Sub-category (ii)	0	0	0
Sub-category (iii)	0	0	0




**Any Other (specify)**

Serial No.	1	2	3	
Category	Trusts	HUF	Clearing Members	
Category / More than 1 percentage	Category	Category	Category	
Name of the Shareholders (I)				<a href="#">Click here to go back</a>
PAN (II)				Total
No. of the Shareholders (I)	2	599	3	604
No. of fully paid up equity shares held (IV)	27750	2235982	3215	2266947
No. Of Partly paid-up equity shares held (V)				
No. Of shares underlying Depository Receipts (VI)				
Total nos. shares held (VII) = (IV)+ (V)+ (VI)	27750	2235982	3215	2266947
Shareholding as a % of total no. of shares (calculated as per SCRR, 1957) (VIII) As a % of (A+B+C2)	0.01	0.92	0	0.93
<b>Number of Voting Rights held in each class of securities (IX)</b>				
Class eg: X	27750	2235982	3215	2266947



Class eg:y				
Total	27750	2235982	3215	2266947
Total as a % of Total Voting rights	0.01	0.92	0	0.93
No. Of Shares Underlying Outstanding convertible securities (X)				
No. of Shares Underlying Outstanding Warrants (Xi)				
No. Of Shares Underlying Outstanding convertible securities and No. Of Warrants (Xi) (a)				
Shareholding , as a % assuming full conversion of convertible securities (as a percentage of diluted share capital) (XI)= (VII)+(X) As a % of (A+B+C2)	0.01	0.92	0	0.93
Number of Locked in shares (XII)				
No. (a)	0	0	0	0
As a % of total Shares held (b)	0	0	0	0
Number of equity shares held in	27750	2235982	3215	2266947



dematerialized form (XIV)				
Reason for not providing PAN				
Reason for not providing PAN				
Sub-categorization of shares				
Shareholding (No. of shares) under				
Sub-category (i)	0	0	0	0
Sub-category (ii)	0	0	0	0
Sub-category (iii)	0	0	0	0



**Table VI - Statement showing foreign ownership limits**

<b>Particular</b>	<b>Approved limits (%)</b>	<b>Limits utilized (%)</b>
As on shareholding date	100	2.96
As on the end of previous 1st quarter	100	0.82
As on the end of previous 2nd quarter	100	0.83
As on the end of previous 3rd quarter	100	0.87
As on the end of previous 4th quarter	100	0.84

