

<b>General information about company</b>	
Scrip code	506852
NSE Symbol	
MSEI Symbol	
ISIN	INE607A01022
Name of the company	Primo Chemicals Limited (Formerly known as Punjab Alkalies & Chemicals Limited)
Whether company is SME	No
Class of Security	Equity Shares
Type of report	Quarterly
Quarter Ended / Half year ended/Date of Report (For Prelisting / Allotment)	31-12-2023
Date of allotment / extinguishment (in case Capital Restructuring selected) / Listing Date	
Shareholding pattern filed under	Regulation 31 (1) (b)
Whether the listed entity is Public Sector Undertaking (PSU)?	No



Declaration					
Sr. No.	Particular	Yes/No	Promoter and Promoter Group	Public shareholder	Non Promoter- Non Public
1	Whether the Listed Entity has issued any partly paid up shares?	No	No	No	No
2	Whether the Listed Entity has issued any Convertible Securities ?	No	No	No	No
3	Whether the Listed Entity has issued any Warrants ?	No	No	No	No
4	Whether the Listed Entity has any shares against which depository receipts are issued?	No	No	No	No
5	Whether the Listed Entity has any shares in locked-in?	Yes	No	Yes	No
6	Whether any shares held by promoters are pledge or otherwise encumbered?	No	No		
7	Whether company has equity shares with differential voting rights?	No	No	No	No
8	Whether the listed entity has any significant beneficial owner?	Yes			



<b>Table VI - Statement showing foreign ownership limits</b>		
<b>Particular</b>	<b>Approved limits (%)</b>	<b>Limits utilized (%)</b>
As on shareholding date	100	2.62
As on the end of previous 1st quarter	100	0.82
As on the end of previous 2nd quarter	100	2.96
As on the end of previous 3rd quarter	100	0.87
As on the end of previous 4th quarter	100	0.84




Table I - Summary Statement holding of specified securities											
Category (I)	Category of shareholder (II)	Nos. Of shareholders (III)	No. of fully paid up equity shares held (IV)	No. Of Partly paid-up equity shares held (V)	No. Of shares underlying Depository Receipts (VI)	Total nos. shares held (VII) = (IV)+ (V)+ (VI)	Shareholding as a % of total no. of shares (calculated as per SCRR, 1957) (VIII) As a % of (A+B+C2)	Number of Voting Rights held in each class of securities (IX)			
								No of Voting (XIV) Rights			Total as a % of (A+B+C)
								Class eg: X	Class eg:y	Total	
(A)	Promoter & Promoter Group	10	75982830			75982830	31.35	75982830		75982830	31.35
(B)	Public	42393	166360390			166360390	68.65	166360390		166360390	68.65
(C)	Non Promoter-Non Public										
(C1)	Shares underlying DRs										
(C2)	Shares held by Employee Trusts										
	Total	42403	242343220			242343220	100	242343220		242343220	100



Table I - Summary Statement holding of specified securities													
Category (I)	Category of shareholder (II)	No. Of Shares Underlying Outstanding convertible securities (X)	No. of Shares Underlying Outstanding Warrants (Xi)	No. Of Shares Underlying Outstanding convertible securities and No. Of Warrants (Xi) (a)	Shareholding , as a % assuming full conversion of convertible securities ( as a percentage of diluted share capital) (XI)= (VII)+ (X) As a % of (A+B+C2)	Number of Locked in shares (XII)		Number of Shares pledged or otherwise encumbered (XIII)		Number of equity shares held in dematerialized form (XIV)	Sub-categorization of shares		
						No. (a)	As a % of total Shares held (b)	No. (a)	As a % of total Shares held (b)		Sub-category (i)	Sub-category (ii)	Sub-category (iii)
(A)	Promoter & Promoter Group				31.35					75982830			
(B)	Public				68.65	42500000	25.55			158042365	0	0	0
(C)	Non Promoter-Non Public												
(C1)	Shares underlying DRs												
(C2)	Shares held by Employee Trusts												
	Total				100	42500000	17.54			234025195	0	0	0



<b>Table II - Statement showing shareholding pattern of the Promoter and Promoter Group</b>											
Sr.	Category & Name of the Shareholders (I)	Nos. Of shareholders (III)	No. of fully paid up equity shares held (IV)	No. Of Partly paid-up equity shares held (V)	No. Of shares underlying Depository Receipts (VI)	Total nos. shares held (VII) = (IV)+(V)+(VI)	Shareholding as a % of total no. of shares (calculated as per SCRR, 1957) (VIII) As a % of (A+B+C2)	Number of Voting Rights held in each class of securities (IX)			
								No of Voting (XIV) Rights			Total as a % of Total Voting rights
								Class eg: X	Class eg:y	Total	
A	Table II - Statement showing shareholding pattern of the Promoter and Promoter Group										
(1)	Indian										
(a)	Individuals/Hindu undivided Family	7	62756295			62756295	25.9	62756295		62756295	25.9
(d)	Any Other (specify)	3	13226535			13226535	5.46	13226535		13226535	5.46
Sub-Total (A) (1)		10	75982830			75982830	31.35	75982830		75982830	31.35
(2)	Foreign										
Total Shareholding of Promoter and Promoter Group (A)=(A)(1)+(A) (2)		10	75982830			75982830	31.35	75982830		75982830	31.35
B	Table III - Statement showing shareholding pattern of the Public shareholder										
(1)	Institutions (Domestic)										
(a)	Mutual Funds	11	4615212			4615212	1.9	4615212		4615212	1.9
(d)	Banks	1	2500			2500	0	2500		2500	0
(j)	Other Financial Institutions	11	44500			44500	0.02	44500		44500	0.02
Sub-Total (B) (1)		23	4662212			4662212	1.92	4662212		4662212	1.92
(2)	Institutions (Foreign)										
(d)	Foreign Portfolio Investors Category I	3	4282248			4282248	1.77	4282248		4282248	1.77
(g)	Any Other (specify)	2	15750			15750	0.01	15750		15750	0.01
Sub-Total (B) (2)		5	4297998			4297998	1.77	4297998		4297998	1.77
(3)	Central Government / State Government(s)										



(4)	Non-institutions									
(b)	Directors and their relatives (excluding independent directors and nominee directors)	1	42500000			42500000	17.54	42500000	42500000	17.54
(c)	Key Managerial Personnel	1	50			50	0	50	50	0
(g)	Resident Individuals holding nominal share capital up to Rs. 2 lakhs	39969	35154032			35154032	14.51	35154032	35154032	14.51
(h)	Resident Individuals holding nominal share capital in excess of Rs. 2 lakhs	38	16594091			16594091	6.85	16594091	16594091	6.85
(i)	Non Resident Indians (NRIs)	669	2163520			2163520	0.89	2163520	2163520	0.89
(k)	Foreign Companies	1	100000			100000	0.04	100000	100000	0.04
(l)	Bodies Corporate	1048	58570216			58570216	24.17	58570216	58570216	24.17
(m)	Any Other (specify)	638	2318271			2318271	0.96	2318271	2318271	0.96
Sub-Total (B) (4)		42365	157400180			157400180	64.95	157400180	157400180	64.95
Total Public Shareholding (B)=(B)(1)+(B)(2)+(B)(3)+(B)(4)		42393	166360390			166360390	68.65	166360390	166360390	68.65
C	Table IV - Statement showing shareholding pattern of the Non Promoter- Non Public shareholder									
Total ( A+B+C2 )		42403	242343220			242343220	100	242343220	242343220	100
Total (A+B+C )		42403	242343220			242343220	100	242343220	242343220	100



Table II - Statement showing shareholding pattern of the Promoter and Promoter Group												
Sr.	No. Of Shares Underlying Outstanding convertible securities (X)	No. of Shares Underlying Outstanding Warrants (Xi)	No. Of Shares Underlying Outstanding convertible securities and No. Of Warrants (Xi) (a)	Shareholding , as a % assuming full conversion of convertible securities ( as a percentage of diluted share capital) (XI)= (VII)+(X) As a % of (A+B+C2)	Number of Locked in shares (XII)		Number of Shares pledged or otherwise encumbered (XIII)		Number of equity shares held in dematerialized form (XIV)	Sub-categorization of shares		
					No. (a)	As a % of total Shares held (b)	No. (a)	As a % of total Shares held (b)		Sub-category (i)	Sub-category (ii)	Sub-category (iii)
A	Table II - Statement showing shareholding pattern of the Promoter and Promoter Group											
(1)	Indian											
(a)				25.9					62756295			
(d)				5.46					13226535			
Sub-Total (A)(1)				31.35					75982830			
(2)	Foreign											
Total Shareholding of Promoter and Promoter Group (A)= (A)(1)+(A)(2)				31.35					75982830			
B	Table III - Statement showing shareholding pattern of the Public shareholder											
(1)	Institutions (Domestic)											
(a)				1.9	0	0			4578712	0	0	0
(d)				0	0	0			2500	0	0	0
(j)				0.02	0	0			0	0	0	0
Sub-Total (B)(1)				1.92	0	0			4581212	0	0	0
(2)	Institutions (Foreign)											
(d)				1.77	0	0			4282248	0	0	0
(g)				0.01	0	0			0	0	0	0





Sub-Total (B)(2)				1.77	0	0			4282248	0	0	0
(3)	Central Government / State Government(s)											
(4)	Non-institutions											
(b)				17.54	42500000	100			42500000	0	0	0
(c)				0	0	0			50	0	0	0
(g)				14.51	0	0			29126082	0	0	0
(h)				6.85	0	0			16594091	0	0	0
(i)				0.89	0	0			798445	0	0	0
(k)				0.04	0	0			0	0	0	0
(l)				24.17	0	0			57841966	0	0	0
(m)				0.96	0	0			2318271	0	0	0
Sub-Total (B)(4)				64.95	42500000	27			149178905	0	0	0
Total Public Shareholding (B)=(B)(1)+(B)(2)+(B)(3)+(B)(4)				68.65	42500000	25.55			158042365	0	0	0
C	Table IV - Statement showing shareholding pattern of the Non Promoter- Non Public shareholder											
Total (A+B+C2)				100	42500000	17.54			234025195			
Total (A+B+C)				100	42500000	17.54			234025195			
Disclosure of notes on shareholding pattern									Textual Information(1)			



<b>Text Block</b>	
Textual Information()	Shares held in the name of Sh Mayank Ahlawat being First Holder & Partner of Advance Chemicals.



Individuals/Hindu undivided Family							
Serial No.	1	2	3	4	5	6	7
Name of the Shareholders (I)	SUKHBIR SINGH DAHIYA	JAGBIR SINGH AHLAWAT	PARERNA AHLAWAT	JATIN DAHIYA	DAYAWATI DAHIYA	MAYANK AHLAWAT	GARIMA SINGH
PAN (II)	ACCPD9200H	AAHPA2745B	AAGPP5953R	BGSPD0546B	AAFPD0929C	AZWPA5228P	AQUPG7083K
No. of fully paid up equity shares held (IV)	25278015	15500100	9875315	5482535	3560170	1960160	1100000
No. Of Partly paid-up equity shares held (V)							
No. Of shares underlying Depository Receipts (VI)							
Total nos. shares held (VII) = (IV)+ (V)+ (VI)	25278015	15500100	9875315	5482535	3560170	1960160	1100000
Shareholding as a % of total no. of shares (calculated as per SCRR, 1957) (VIII) As a % of (A+B+C2)	10.43	6.4	4.07	2.26	1.47	0.81	0.45
Number of Voting Rights held in each class of securities (IX)							
Class eg:X	25278015	15500100	9875315	5482535	3560170	1960160	1100000
Class eg:y							
Total	25278015	15500100	9875315	5482535	3560170	1960160	1100000
Total as a % of Total Voting rights	10.43	6.4	4.07	2.26	1.47	0.81	0.45
No. Of Shares Underlying Outstanding convertible securities (X)							
No. of Shares Underlying Outstanding Warrants (Xi)							



No. Of Shares Underlying Outstanding convertible securities and No. Of Warrants (Xi) (a)							
Shareholding , as a % assuming full conversion of convertible securities (as a percentage of diluted share capital) (XI)= (VII)+(Xi)(a) As a % of (A+B+C2)	10.43	6.4	4.07	2.26	1.47	0.81	0.45
Number of Locked in shares (XII)							
No. (a)							
As a % of total Shares held (b)							
Number of Shares pledged or otherwise encumbered (XIII)							
No. (a)							
As a % of total Shares held (b)							
Number of equity shares held in dematerialized form (XIV)	25278015	15500100	9875315	5482535	3560170	1960160	1100000
Reason for not providing PAN							
Reason for not providing PAN							
Shareholder type	Promoter	Promoter	Promoter	Promoter	Promoter Group	Promoter Group	Promoter Group



<b>Individuals/Hindu undivided Family</b>	
Serial No.	
Name of the Shareholders (I)	<a href="#">Click here to go back</a>
PAN (II)	Total
No. of fully paid up equity shares held (IV)	62756295
No. Of Partly paid-up equity shares held (V)	
No. Of shares underlying Depository Receipts (VI)	
Total nos. shares held (VII) = (IV)+ (V)+ (VI)	62756295
Shareholding as a % of total no. of shares (calculated as per SCRR, 1957) (VIII) As a % of (A+B+C2)	25.9
<b>Number of Voting Rights held in each class of securities (IX)</b>	
Class eg:X	62756295
Class eg:y	
Total	62756295
Total as a % of Total Voting rights	25.9
No. Of Shares Underlying Outstanding convertible securities (X)	
No. of Shares Underlying Outstanding Warrants (Xi)	




No. Of Shares Underlying Outstanding convertible securities and No. Of Warrants (Xi) (a)	
Shareholding , as a % assuming full conversion of convertible securities (as a percentage of diluted share capital) (XI)= (VII)+(Xi)(a) As a % of (A+B+C2)	25.9
Number of Locked in shares (XII)	
No. (a)	
As a % of total Shares held (b)	
Number of Shares pledged or otherwise encumbered (XIII)	
No. (a)	
As a % of total Shares held (b)	
Number of equity shares held in dematerialized form (XIV)	62756295
Reason for not providing PAN	
Reason for not providing PAN	
Shareholder type	



Any Other (specify)				
Searial No.	1	2	3	
Category	Bodies Corporate	Bodies Corporate	Bodies Corporate	<a href="#">Click here to go back</a>
Name of the Shareholders (I)	FLOWTECH INDUSTRIAL PROJECTS PRIVATE LIMITED	HIMALAYA ALKALIES & CHEMICALS LIMITED	TARA MERCANTILE PRIVATE LIMITED	
PAN (II)	AABCF7849J	AAKCS5199R	AAACT2680C	Total
No. of the Shareholders (I)	1	1	1	3
No. of fully paid up equity shares held (IV)	8860160	2604390	1761985	13226535
No. Of Partly paid-up equity shares held (V)				
No. Of shares underlying Depository Receipts (VI)				
Total nos. shares held (VII) = (IV)+ (V)+ (VI)	8860160	2604390	1761985	13226535
Shareholding as a % of total no. of shares (calculated as per SCRR, 1957) (VIII) As a % of (A+B+C2)	3.66	1.07	0.73	5.46
Number of Voting Rights held in each class of securities (IX)				
Class eg: X	8860160	2604390	1761985	13226535
Class eg:y				
Total	8860160	2604390	1761985	13226535
Total as a % of Total Voting rights	3.66	1.07	0.73	5.46
No. Of Shares Underlying Outstanding				



convertible securities (X)				
No. of Shares Underlying Outstanding Warrants (Xi)				
No. Of Shares Underlying Outstanding convertible securities and No. Of Warrants (Xi) (a)				
Shareholding , as a % assuming full conversion of convertible securities (as a percentage of diluted share capital) (XI)= (VII)+(X) As a % of (A+B+C2)	3.66	1.07	0.73	5.46
Number of Locked in shares (XII)				
No. (a)				
As a % of total Shares held (b)				
Number of Shares pledged or otherwise encumbered (XIII)				
No. (a)				
As a % of total Shares held (b)				
Number of equity shares held in dematerialized form (XIV)	8860160	2604390	1761985	13226535
Reason for not providing PAN				
Reason for not providing PAN				
Shareholder type	Promoter	Promoter Group	Promoter Group	





<b>Mutual Funds</b>		
Serial No.	1	
Name of the Shareholders (I)	QUANT MUTUAL FUND - QUANT SMALL CAP FUND	<a href="#">Click here to go back</a>
PAN (II)	AAATE0120D	Total
No. of fully paid up equity shares held (IV)	4556962	4556962
No. Of Partly paid-up equity shares held (V)		
No. Of shares underlying Depository Receipts (VI)		
Total nos. shares held (VII) = (IV)+ (V)+ (VI)	4556962	4556962
Shareholding as a % of total no. of shares (calculated as per SCRR, 1957) (VIII) As a % of (A+B+C2)	1.88	1.88
<b>Number of Voting Rights held in each class of securities (IX)</b>		
Class eg: X	4556962	4556962
Class eg:y		
Total	4556962	4556962
Total as a % of Total Voting rights	1.88	1.88
No. Of Shares Underlying Outstanding convertible securities (X)		
No. of Shares Underlying Outstanding Warrants (Xi)		



No. Of Shares Underlying Outstanding convertible securities and No. Of Warrants (Xi) (a)		
Shareholding , as a % assuming full conversion of convertible securities (as a percentage of diluted share capital) (XI)= (VII)+(X) As a % of (A+B+C2)	1.88	1.88
Number of Locked in shares (XII)		
No. (a)	0	0
As a % of total Shares held (b)	0	0
Number of equity shares held in dematerialized form (XIV)	4556962	4556962
Reason for not providing PAN		
Reason for not providing PAN		
Sub-categorization of shares		
Shareholding (No. of shares) under		
Sub-category (i)	0	0
Sub-category (ii)	0	0
Sub-category (iii)	0	0




Foreign Portfolio Investors Category I		
Serial No.	1	
Name of the Shareholders (I)	SOCIETE GENERALE	<a href="#">Click here to go back</a>
PAN (II)	AABCS7484C	Total
No. of fully paid up equity shares held (IV)	4231113	4231113
No. Of Partly paid-up equity shares held (V)		
No. Of shares underlying Depository Receipts (VI)		
Total nos. shares held (VII) = (IV)+ (V)+ (VI)	4231113	4231113
Shareholding as a % of total no. of shares (calculated as per SCRR, 1957) (VIII) As a % of (A+B+C2)	1.75	1.75
Number of Voting Rights held in each class of securities (IX)		
Class eg: X	4231113	4231113
Class eg:y		
Total	4231113	4231113
Total as a % of Total Voting rights	1.75	1.75
No. Of Shares Underlying Outstanding convertible securities (X)		
No. of Shares Underlying Outstanding Warrants (Xi)		



No. Of Shares Underlying Outstanding convertible securities and No. Of Warrants (Xi) (a)		
Shareholding , as a % assuming full conversion of convertible securities (as a percentage of diluted share capital) (XI)= (VII)+(X) As a % of (A+B+C2)	1.75	1.75
Number of Locked in shares (XII)		
No. (a)	0	0
As a % of total Shares held (b)	0	0
Number of equity shares held in dematerialized form (XIV)	4231113	4231113
Reason for not providing PAN		
Reason for not providing PAN		
Sub-categorization of shares		
Shareholding (No. of shares) under		
Sub-category (i)	0	0
Sub-category (ii)	0	0
Sub-category (iii)	0	0




<b>Bodies Corporate</b>			
Serial No.	1	2	
Name of the Shareholders (I)	DURVA INFRATECH LLP	PLUTUS WEALTH MANAGEMENT LLP	<a href="#">Click here to go back</a>
PAN (II)	AASFD2308J	AATFP4879R	Total
No. of fully paid up equity shares held (IV)	37500000	12500000	50000000
No. Of Partly paid-up equity shares held (V)			
No. Of shares underlying Depository Receipts (VI)			
Total nos. shares held (VII) = (IV)+ (V)+ (VI)	37500000	12500000	50000000
Shareholding as a % of total no. of shares (calculated as per SCRR, 1957) (VIII) As a % of (A+B+C2)	15.47	5.16	20.63
<b>Number of Voting Rights held in each class of securities (IX)</b>			
Class eg: X	37500000	12500000	50000000
Class eg:y			
Total	37500000	12500000	50000000
Total as a % of Total Voting rights	15.47	5.16	20.63
No. Of Shares Underlying Outstanding convertible securities (X)			
No. of Shares Underlying Outstanding Warrants (Xi)			



No. Of Shares Underlying Outstanding convertible securities and No. Of Warrants (Xi) (a)			
Shareholding , as a % assuming full conversion of convertible securities (as a percentage of diluted share capital) (XI)= (VII)+(X) As a % of (A+B+C2)	15.47	5.16	20.63
Number of Locked in shares (XII)			
No. (a)	0	0	0
As a % of total Shares held (b)	0	0	0
Number of equity shares held in dematerialized form (XIV)	37500000	12500000	50000000
Reason for not providing PAN			
Reason for not providing PAN			
Sub-categorization of shares			
Shareholding (No. of shares) under			
Sub-category (i)	0	0	0
Sub-category (ii)	0	0	0
Sub-category (iii)	0	0	0



<b>Directors and their relatives (excluding independent directors and nominee directors)</b>		
Searial No.	1	
Name of the Shareholders (I)	NAVEEN CHOPRA	<a href="#">Click here to go back</a>
PAN (II)	AAPPC4259G	Total
No. of fully paid up equity shares held (IV)	42500000	42500000
No. Of Partly paid-up equity shares held (V)		
No. Of shares underlying Depository Receipts (VI)		
Total nos. shares held (VII) = (IV)+ (V)+ (VI)	42500000	42500000
Shareholding as a % of total no. of shares (calculated as per SCRR, 1957) (VIII) As a % of (A+B+C2)	17.54	17.54
<b>Number of Voting Rights held in each class of securities (IX)</b>		
Class eg: X	42500000	42500000
Class eg:y		
Total	42500000	42500000
Total as a % of Total Voting rights	17.54	17.54
No. Of Shares Underlying Outstanding convertible securities (X)		
No. of Shares Underlying Outstanding Warrants (Xi)		



No. Of Shares Underlying Outstanding convertible securities and No. Of Warrants (Xi) (a)		
Shareholding , as a % assuming full conversion of convertible securities (as a percentage of diluted share capital) (XI)= (VII)+(X) As a % of (A+B+C2)	17.54	17.54
Number of Locked in shares (XII)		
No. (a)	42500000	42500000
As a % of total Shares held (b)	100	100
Number of equity shares held in dematerialized form (XIV)	42500000	42500000
Reason for not providing PAN		
Reason for not providing PAN		
Sub-categorization of shares		
Shareholding (No. of shares) under		
Sub-category (i)	0	0
Sub-category (ii)	0	0
Sub-category (iii)	0	0





Any Other (specify)			
Serial No.	1	2	
Category	Other	Other	
Category / More than 1 percentage	Category	Category	<a href="#">Click here to go back</a>
Name of the Shareholders (I)	INDIA LIBERALISATION FUND	BANCO SANTANDER A/C EXPLORER MAURITIUS	
PAN (II)			Total
No. of the Shareholders (I)	1	1	2
No. of fully paid up equity shares held (IV)	15250	500	15750
No. Of Partly paid-up equity shares held (V)			
No. Of shares underlying Depository Receipts (VI)			
Total nos. shares held (VII) = (IV)+ (V)+ (VI)	15250	500	15750
Shareholding as a % of total no. of shares (calculated as per SCRR, 1957) (VIII) As a % of (A+B+C2)	0.01	0	0.01
Number of Voting Rights held in each class of securities (IX)			
Class eg: X	15250	500	15750
Class eg:y			
Total	15250	500	15750
Total as a % of Total Voting rights	0.01	0	0.01
No. Of Shares Underlying Outstanding			



convertible securities (X)			
No. of Shares Underlying Outstanding Warrants (Xi)			
No. Of Shares Underlying Outstanding convertible securities and Warrants (X)			
Shareholding , as a % assuming full conversion of convertible securities (as a percentage of diluted share capital) (XI)= (VII)+(X) As a % of (A+B+C2)	0.01	0	0.01
Number of Locked in shares (XII)			
No. (a)	0	0	0
As a % of total Shares held (b)	0	0	0
Number of equity shares held in dematerialized form (XIV)	0	0	0
Reason for not providing PAN			
Reason for not providing PAN			
Sub-categorization of shares			
Shareholding (No. of shares) under			
Sub-category (i)	0	0	0
Sub-category (ii)	0	0	0
Sub-category (iii)	0	0	0



Any Other (specify)				
Serial No.	1	2	3	
Category	Trusts	HUF	Clearing Members	
Category / More than 1 percentage	Category	Category	Category	
Name of the Shareholders (I)				<a href="#">Click here to go back</a>
PAN (II)				Total
No. of the Shareholders (I)	2	633	3	638
No. of fully paid up equity shares held (IV)	27750	2287306	3215	2318271
No. Of Partly paid-up equity shares held (V)				
No. Of shares underlying Depository Receipts (VI)				
Total nos. shares held (VII) = (IV)+ (V)+ (VI)	27750	2287306	3215	2318271
Shareholding as a % of total no. of shares (calculated as per SCRR, 1957) (VIII) As a % of (A+B+C2)	0.01	0.94	0	0.95
Number of Voting Rights held in each class of securities (IX)				
Class eg: X	27750	2287306	3215	2318271
Class eg:y				
Total	27750	2287306	3215	2318271
Total as a % of Total Voting rights	0.01	0.94	0	0.95
No. Of Shares Underlying Outstanding				



convertible securities (X)				
No. of Shares Underlying Outstanding Warrants (Xi)				
No. Of Shares Underlying Outstanding convertible securities and No. Of Warrants (Xi) (a)				
Shareholding , as a % assuming full conversion of convertible securities (as a percentage of diluted share capital) (XI)= (VII)+(X) As a % of (A+B+C2)	0.01	0.94	0	0.95
Number of Locked in shares (XII)				
No. (a)	0	0	0	0
As a % of total Shares held (b)	0	0	0	0
Number of equity shares held in dematerialized form (XIV)	27750	2287306	3215	2318271
Reason for not providing PAN				
Reason for not providing PAN				
Sub-categorization of shares				
Shareholding (No. of shares) under				
Sub-category (i)	0	0	0	0
Sub-category (ii)	0	0	0	0
Sub-category (iii)	0	0	0	0



significant beneficial owners															
Sr. No.	Details of the SBO					Details of the registered owner					Details of holding/ exercise of right of the SBO the reporting company, whether direct or indire				
	Name	PAN	Passport No. in case of a foreign national	Nationality	Nationality (Applicable in case of Any other is selected)	Name	PAN	Passport No. in case of a foreign national	Nationality	Nationality (Applicable in case of Any other is selected)	Whether by virtue of:				
											Shares	Voting rights	Rights on distributable dividend or any other distribution	Exercise of control	Exerc of signif influe
1	Purushottam Dass Goel	ABCPG8495L		India		DURVA INFRATECH LLP	AASFD2308J		India		15.47			No	No
<b>Total:</b>											<b>15.47</b>	<b>0</b>	<b>0</b>		
2	SURJA RAM MEEL	ACTPM0240K		India		DURVA INFRATECH LLP	AASFD2308J		India		15.47			No	No
<b>Total:</b>											<b>15.47</b>	<b>0</b>	<b>0</b>		

