

General information about company	
Scrip code	506852
NSE Symbol	
MSEI Symbol	
ISIN	INE607A01022
Name of the company	Primo Chemicals Limited (Formerly known as Punjab Alkalies & Chemicals Limited)
Whether company is SME	No
Class of Security	Equity Shares
Type of report	Quarterly
Quarter Ended / Half year ended/Date of Report (For Prelisting / Allotment)	30-06-2024
Date of allotment / extinguishment (in case Capital Restructuring selected) / Listing Date	
Shareholding pattern filed under	Regulation 31 (1) (b)
Whether the listed entity is Public Sector Undertaking (PSU)?	No



Declaration					
Sr. No.	Particular	Yes/No	Promoter and Promoter Group	Public shareholder	Non Promoter- Non Public
1	Whether the Listed Entity has issued any partly paid up shares?	No	No	No	No
2	Whether the Listed Entity has issued any Convertible Securities ?	No	No	No	No
3	Whether the Listed Entity has issued any Warrants ?	No	No	No	No
4	Whether the Listed Entity has any shares against which depository receipts are issued?	No	No	No	No
5	Whether the Listed Entity has any shares in locked-in?	Yes	No	Yes	No
6	Whether any shares held by promoters are pledge or otherwise encumbered?	No	No		
7	Whether company has equity shares with differential voting rights?	No	No	No	No
8	Whether the listed entity has any significant beneficial owner?	Yes			



Table VI - Statement showing foreign ownership limits

Particular	Approved limits (%)	Limits utilized (%)
As on shareholding date	100	1.09
As on the end of previous 1st quarter	100	0.82
As on the end of previous 2nd quarter	100	2.96
As on the end of previous 3rd quarter	100	2.62
As on the end of previous 4th quarter	100	1.58



Table I - Summary Statement holding of specified securities

Category (I)	Category of shareholder (II)	Nos. Of shareholders (III)	No. of fully paid up equity shares held (IV)	No. Of Partly paid-up equity shares held (V)	No. Of shares underlying Depository Receipts (VI)	Total nos. shares held (VII) = (IV)+ (V)+ (VI)	Shareholding as a % of total no. of shares (calculated as per SCRR, 1957) (VIII) As a % of (A+B+C2)	Number of Voting Rights held in each class of securities (IX)			
								No of Voting (XIV) Rights			Total as a % of (A+B+C)
								Class eg: X	Class eg:y	Total	
(A)	Promoter & Promoter Group	9	75982830			75982830	31.35	75982830		75982830	31.35
(B)	Public	45315	166360390			166360390	68.65	166360390		166360390	68.65
(C)	Non Promoter-Non Public										
(C1)	Shares underlying DRs										
(C2)	Shares held by Employee Trusts										
	Total	45324	242343220			242343220	100	242343220		242343220	100



Table I - Summary Statement holding of specified securities

Category (I)	Category of shareholder (II)	No. Of Shares Underlying Outstanding convertible securities (X)	No. of Shares Underlying Outstanding Warrants (Xi)	No. Of Shares Underlying Outstanding convertible securities and No. Of Warrants (Xi) (a)	Shareholding , as a % assuming full conversion of convertible securities (as a percentage of diluted share capital) (XI)= (VII)+(X) As a % of (A+B+C2)	Number of Locked in shares (XII)		Number of Shares pledged or otherwise encumbered (XIII)		Number of equity shares held in dematerialized form (XIV)	Sub-categorization of shares		
						No. (a)	As a % of total Shares held (b)	No. (a)	As a % of total Shares held (b)		Sub-category (i)	Sub-category (ii)	Sub-category (iii)
(A)	Promoter & Promoter Group				31.35					75982830			
(B)	Public				68.65	22500000	13.52			158169620	0	0	0
(C)	Non Promoter-Non Public												
(C1)	Shares underlying DRs												
(C2)	Shares held by Employee Trusts												
	Total				100	22500000	9.28			234152450	0	0	0



Table II - Statement showing shareholding pattern of the Promoter and Promoter Group

Sr.	Category & Name of the Shareholders (I)	Nos. Of shareholders (III)	No. of fully paid up equity shares held (IV)	No. Of Partly paid-up equity shares held (V)	No. Of shares underlying Depository Receipts (VI)	Total nos. shares held (VII) = (IV)+(V)+(VI)	Shareholding as a % of total no. of shares (calculated as per SCRR, 1957) (VIII) As a % of (A+B+C2)	Number of Voting Rights held in each class of securities (IX)			
								No of Voting (XIV) Rights			Total as a % of Total Voting rights
								Class eg: X	Class eg:y	Total	
A	Table II - Statement showing shareholding pattern of the Promoter and Promoter Group										
(1)	Indian										
(a)	Individuals/Hindu undivided Family	6	61989745			61989745	25.58	61989745		61989745	25.58
(d)	Any Other (specify)	3	13993085			13993085	5.77	13993085		13993085	5.77
Sub-Total (A) (1)		9	75982830			75982830	31.35	75982830		75982830	31.35
(2)	Foreign										
Total Shareholding of Promoter and Promoter Group (A)=(A)(1)+(A) (2)		9	75982830			75982830	31.35	75982830		75982830	31.35
B	Table III - Statement showing shareholding pattern of the Public shareholder										
(1)	Institutions (Domestic)										
(a)	Mutual Funds	11	4615212			4615212	1.9	4615212		4615212	1.9
(d)	Banks	1	2500			2500	0	2500		2500	0
(j)	Other Financial Institutions	11	44500			44500	0.02	44500		44500	0.02
Sub-Total (B) (1)		23	4662212			4662212	1.92	4662212		4662212	1.92
(2)	Institutions (Foreign)										
(d)	Foreign Portfolio Investors Category I	3	338648			338648	0.14	338648		338648	0.14
(e)	Foreign Portfolio Investors Category II	1	200000			200000	0.08	200000		200000	0.08
(g)	Any Other (specify)	2	15750			15750	0.01	15750		15750	0.01
Sub-Total (B) (2)		6	554398			554398	0.23	554398		554398	0.23

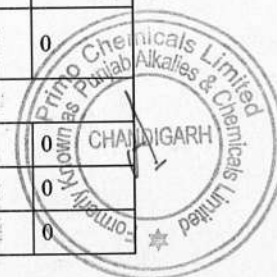


(3)	Central Government / State Government(s)										
(4)	Non-institutions										
(b)	Directors and their relatives (excluding independent directors and nominee directors)	1	42500000			42500000	17.54	42500000		42500000	17.54
(c)	Key Managerial Personnel	1	50			50	0	50		50	0
(g)	Resident Individuals holding nominal share capital up to Rs. 2 lakhs	42888	38653791			38653791	15.95	38653791		38653791	15.95
(h)	Resident Individuals holding nominal share capital in excess of Rs. 2 lakhs	49	18490308			18490308	7.63	18490308		18490308	7.63
(i)	Non Resident Indians (NRIs)	661	2226512			2226512	0.92	2226512		2226512	0.92
(k)	Foreign Companies	1	100000			100000	0.04	100000		100000	0.04
(l)	Bodies Corporate	1025	56843923			56843923	23.46	56843923		56843923	23.46
(m)	Any Other (specify)	660	2329196			2329196	0.96	2329196		2329196	0.96
Sub-Total (B) (4)		45286	161143780			161143780	66.49	161143780		161143780	66.49
Total Public Shareholding (B)=(B)(1)+(B)(2)+(B)(3)+(B)(4)		45315	166360390			166360390	68.65	166360390		166360390	68.65
C	Table IV - Statement showing shareholding pattern of the Non Promoter- Non Public shareholder										
Total (A+B+C2)		45324	242343220			242343220	100	242343220		242343220	100
Total (A+B+C)		45324	242343220			242343220	100	242343220		242343220	100



Table II - Statement showing shareholding pattern of the Promoter and Promoter Group

Sr.	No. Of Shares Underlying Outstanding convertible securities (X)	No. of Shares Underlying Outstanding Warrants (Xi)	No. Of Shares Underlying Outstanding convertible securities and No. Of Warrants (Xi) (a)	Shareholding , as a % assuming full conversion of convertible securities (as a percentage of diluted share capital) (XI)= (VII)+(X) As a % of (A+B+C2)	Number of Locked in shares (XII)		Number of Shares pledged or otherwise encumbered (XIII)		Number of equity shares held in dematerialized form (XIV)	Sub-categorization of shares		
					No. (a)	As a % of total Shares held (b)	No. (a)	As a % of total Shares held (b)		Sub-category (i)	Sub-category (ii)	Sub-category (iii)
A	Table II - Statement showing shareholding pattern of the Promoter and Promoter Group											
(1)	Indian											
(a)				25.58					61989745			
(d)				5.77					13993085			
Sub-Total (A) (1)				31.35					75982830			
(2)	Foreign											
Total Shareholding of Promoter and Promoter Group (A)= (A)(1)+(A)(2)				31.35					75982830			
B	Table III - Statement showing shareholding pattern of the Public shareholder											
(1)	Institutions (Domestic)											
(a)				1.9	0	0			4578712	0	0	0
(d)				0	0	0			2500	0	0	0
(j)				0.02	0	0			0	0	0	0
Sub-Total (B) (1)				1.92	0	0			4581212	0	0	0
(2)	Institutions (Foreign)											
(d)				0.14	0	0			338648	0	0	0
(e)				0.08	0	0			200000	0	0	0
(g)				0.01	0	0			0	0	0	0



Sub-Total (B) (2)				0.23	0	0			538648	0	0	0
(3)	Central Government / State Government(s)											
(4)	Non-institutions											
(b)				17.54	22500000	52.94			42500000	0	0	0
(c)				0	0	0			50	0	0	0
(g)				15.95	0	0			32739096	0	0	0
(h)				7.63	0	0			18490308	0	0	0
(i)				0.92	0	0			870437	0	0	0
(k)				0.04	0	0			0	0	0	0
(l)				23.46	0	0			56120673	0	0	0
(m)				0.96	0	0			2329196	0	0	0
Sub-Total (B) (4)				66.49	22500000	13.96			153049760	0	0	0
Total Public Shareholding (B)=(B)(1)+ (B)(2)+(B) (3)+(B)(4)				68.65	22500000	13.52			158169620	0	0	0
C	Table IV - Statement showing shareholding pattern of the Non Promoter- Non Public shareholder											
Total (A+B+C2)				100	22500000	9.28			234152450			
Total (A+B+C)				100	22500000	9.28			234152450			



Individuals/Hindu undivided Family							
Serial No.	1	2	3	4	5	6	7
Name of the Shareholders (I)	SUKHBIR SINGH DAHIYA	JAGBIR SINGH AHLAWAT	PARERNA AHLAWAT	JATIN DAHIYA	DAYAWATI DAHIYA	GARIMA SINGH	MAYANK AHLAWAT
PAN (II)	ACCPD9200H	AAHPA2745B	AAGPP5953R	BGSPD0546B	AAFPD0929C	AQUPG7083K	AZWPA5228P
No. of fully paid up equity shares held (IV)	25278015	15500100	11068925	5482535	3560170	1100000	0
No. Of Partly paid-up equity shares held (V)							
No. Of shares underlying Depository Receipts (VI)							
Total nos. shares held (VII) = (IV)+ (V)+ (VI)	25278015	15500100	11068925	5482535	3560170	1100000	0
Shareholding as a % of total no. of shares (calculated as per SCRR, 1957) (VIII) As a % of (A+B+C2)	10.43	6.4	4.57	2.26	1.47	0.45	0
Number of Voting Rights held in each class of securities (IX)							
Class eg:X	25278015	15500100	11068925	5482535	3560170	1100000	0
Class eg:y							
Total	25278015	15500100	11068925	5482535	3560170	1100000	0
Total as a % of Total Voting rights	10.43	6.4	4.57	2.26	1.47	0.45	0
No. Of Shares Underlying Outstanding convertible securities (X)							
No. of Shares Underlying Outstanding Warrants (Xi)							
No. Of Shares Underlying							



Outstanding convertible securities and No. Of Warrants (Xi) (a)							
Shareholding , as a % assuming full conversion of convertible securities (as a percentage of diluted share capital) (XI)= (VII)+(Xi)(a) As a % of (A+B+C2)	10.43	6.4	4.57	2.26	1.47	0.45	0
Number of Locked in shares (XII)							
No. (a)							
As a % of total Shares held (b)							
Number of Shares pledged or otherwise encumbered (XIII)							
No. (a)							
As a % of total Shares held (b)							
Number of equity shares held in dematerialized form (XIV)	25278015	15500100	11068925	5482535	3560170	1100000	0
Reason for not providing PAN							
Reason for not providing PAN							
Shareholder type	Promoter	Promoter	Promoter	Promoter	Promoter Group	Promoter Group	Promoter Group




Individuals/Hindu undivided Family	
Serial No.	
Name of the Shareholders (I)	Click here to go back
PAN (II)	Total
No. of fully paid up equity shares held (IV)	61989745
No. Of Partly paid-up equity shares held (V)	
No. Of shares underlying Depository Receipts (VI)	
Total nos. shares held (VII) = (IV)+ (V)+ (VI)	61989745
Shareholding as a % of total no. of shares (calculated as per SCRR, 1957) (VIII) As a % of (A+B+C2)	25.58
Number of Voting Rights held in each class of securities (IX)	
Class eg:X	61989745
Class eg:y	
Total	61989745
Total as a % of Total Voting rights	25.58
No. Of Shares Underlying Outstanding convertible securities (X)	
No. of Shares Underlying Outstanding Warrants (Xi)	
No. Of Shares Underlying	



Outstanding convertible securities and No. Of Warrants (Xi) (a)	
Shareholding , as a % assuming full conversion of convertible securities (as a percentage of diluted share capital) (XI)= (VII)+(Xi)(a) As a % of (A+B+C2)	25.58
Number of Locked in shares (XII)	
No. (a)	
As a % of total Shares held (b)	
Number of Shares pledged or otherwise encumbered (XIII)	
No. (a)	
As a % of total Shares held (b)	
Number of equity shares held in dematerialized form (XIV)	61989745
Reason for not providing PAN	
Reason for not providing PAN	
Shareholder type	



Any Other (specify)				
Serial No.	1	2	3	
Category	Bodies Corporate	Bodies Corporate	Bodies Corporate	Click here to go back
Name of the Shareholders (I)	FLOWTECH INDUSTRIAL PROJECTS PRIVATE LIMITED	HIMALAYA ALKALIES & CHEMICALS LIMITED	TARA MERCANTILE PRIVATE LIMITED	
PAN (II)	AABCF7849J	AAKCS5199R	AAACT2680C	Total
No. of the Shareholders (I)	1	1	1	3
No. of fully paid up equity shares held (IV)	9626710	2604390	1761985	13993085
No. Of Partly paid-up equity shares held (V)				
No. Of shares underlying Depository Receipts (VI)				
Total nos. shares held (VII) = (IV)+ (V)+ (VI)	9626710	2604390	1761985	13993085
Shareholding as a % of total no. of shares (calculated as per SCRR, 1957) (VIII) As a % of (A+B+C2)	3.97	1.07	0.73	5.77
Number of Voting Rights held in each class of securities (IX)				
Class eg: X	9626710	2604390	1761985	13993085
Class eg:y				
Total	9626710	2604390	1761985	13993085
Total as a % of Total Voting rights	3.97	1.07	0.73	5.77
No. Of Shares Underlying Outstanding convertible securities (X)				

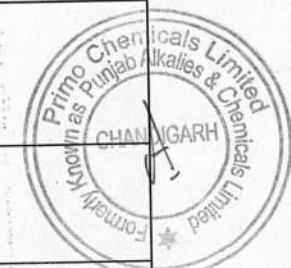


No. of Shares Underlying Outstanding Warrants (Xi)				
No. Of Shares Underlying Outstanding convertible securities and No. Of Warrants (Xi) (a)				
Shareholding , as a % assuming full conversion of convertible securities (as a percentage of diluted share capital) (XI)= (VI)+(X) As a % of (A+B+C2)	3.97	1.07	0.73	5.77
Number of Locked in shares (XII)				
No. (a)				
As a % of total Shares held (b)				
Number of Shares pledged or otherwise encumbered (XIII)				
No. (a)				
As a % of total Shares held (b)				
Number of equity shares held in dematerialized form (XIV)	9626710	2604390	1761985	13993085
Reason for not providing PAN				
Reason for not providing PAN				
Shareholder type	Promoter	Promoter Group	Promoter Group	



Mutual Funds

Serial No.	1	
Name of the Shareholders (I)	QUANT MUTUAL FUND - QUANT SMALL CAP FUND	Click here to go back
PAN (II)	AAATE0120D	Total
No. of fully paid up equity shares held (IV)	4556962	4556962
No. Of Partly paid-up equity shares held (V)		
No. Of shares underlying Depository Receipts (VI)		
Total nos. shares held (VII) = (IV)+ (V)+ (VI)	4556962	4556962
Shareholding as a % of total no. of shares (calculated as per SCRR, 1957) (VIII) As a % of (A+B+C2)	1.88	1.88
Number of Voting Rights held in each class of securities (IX)		
Class eg: X	4556962	4556962
Class eg:y		
Total	4556962	4556962
Total as a % of Total Voting rights	1.88	1.88
No. Of Shares Underlying Outstanding convertible securities (X)		
No. of Shares Underlying Outstanding Warrants (Xi)		
No. Of Shares Underlying		



Outstanding convertible securities and No. Of Warrants (Xi) (a)		
Shareholding , as a % assuming full conversion of convertible securities (as a percentage of diluted share capital) (XI)= (VII)+(X) As a % of (A+B+C2)	1.88	1.88
Number of Locked in shares (XII)		
No. (a)	0	0
As a % of total Shares held (b)	0	0
Number of equity shares held in dematerialized form (XIV)	4556962	4556962
Reason for not providing PAN		
Reason for not providing PAN		
Sub-categorization of shares		
Shareholding (No. of shares) under		
Sub-category (i)	0	0
Sub-category (ii)	0	0
Sub-category (iii)	0	0



Bodies Corporate

Serial No.	1	2	
Name of the Shareholders (I)	DURVA INFRATECH LLP	PLUTUS WEALTH MANAGEMENT LLP	Click here to go back
PAN (II)	AASFD2308J	AATFP4879R	Total
No. of fully paid up equity shares held (IV)	37500000	12000000	49500000
No. Of Partly paid-up equity shares held (V)			
No. Of shares underlying Depository Receipts (VI)			
Total nos. shares held (VII) = (IV)+ (V)+ (VI)	37500000	12000000	49500000
Shareholding as a % of total no. of shares (calculated as per SCRR, 1957) (VIII) As a % of (A+B+C2)	15.47	4.95	20.43
Number of Voting Rights held in each class of securities (IX)			
Class eg: X	37500000	12000000	49500000
Class eg:y			
Total	37500000	12000000	49500000
Total as a % of Total Voting rights	15.47	4.95	20.43
No. Of Shares Underlying Outstanding convertible securities (X)			
No. of Shares Underlying Outstanding Warrants (Xi)			
No. Of Shares Underlying			




Outstanding convertible securities and No. Of Warrants (Xi) (a)			
Shareholding , as a % assuming full conversion of convertible securities (as a percentage of diluted share capital) (XI)= (VII)+(X) As a % of (A+B+C2)	15.47	4.95	20.43
Number of Locked in shares (XII)			
No. (a)	0	0	0
As a % of total Shares held (b)	0	0	0
Number of equity shares held in dematerialized form (XIV)	37500000	12000000	49500000
Reason for not providing PAN			
Reason for not providing PAN			
Sub-categorization of shares			
Shareholding (No. of shares) under			
Sub-category (i)	0	0	0
Sub-category (ii)	0	0	0
Sub-category (iii)	0	0	0



Directors and their relatives (excluding independent directors and nominee directors)


Searial No.	1	
Name of the Shareholders (I)	NAVEEN CHOPRA	Click here to go back
PAN (II)	AAPPC4259G	Total
No. of fully paid up equity shares held (IV)	42500000	42500000
No. Of Partly paid-up equity shares held (V)		
No. Of shares underlying Depository Receipts (VI)		
Total nos. shares held (VII) = (IV)+ (V)+ (VI)	42500000	42500000
Shareholding as a % of total no. of shares (calculated as per SCRR, 1957) (VIII) As a % of (A+B+C2)	17.54	17.54
Number of Voting Rights held in each class of securities (IX)		
Class eg: X	42500000	42500000
Class eg:y		
Total	42500000	42500000
Total as a % of Total Voting rights	17.54	17.54
No. Of Shares Underlying Outstanding convertible securities (X)		
No. of Shares Underlying Outstanding Warrants (Xi)		
No. Of Shares Underlying		




Outstanding convertible securities and No. Of Warrants (Xi) (a)		
Shareholding , as a % assuming full conversion of convertible securities (as a percentage of diluted share capital) (XI)= (VII)+(X) As a % of (A+B+C2)	17.54	17.54
Number of Locked in shares (XII)		
No. (a)	22500000	22500000
As a % of total Shares held (b)	52.94	52.94
Number of equity shares held in dematerialized form (XIV)	42500000	42500000
Reason for not providing PAN		
Reason for not providing PAN		
Sub-categorization of shares		
Shareholding (No. of shares) under		
Sub-category (i)	0	0
Sub-category (ii)	0	0
Sub-category (iii)	0	0



Any Other (specify)			
Serial No.	1	2	
Category	Other	Other	
Category / More than 1 percentage	Category	Category	Click here to go back
Name of the Shareholders (I)	INDIA LIBERALISATION FUND	BANCO SANTANDER NC EXPLORER MAURITIUS	
PAN (II)			Total
No. of the Shareholders (I)	1	1	2
No. of fully paid up equity shares held (IV)	15250	500	15750
No. Of Partly paid-up equity shares held (V)			
No. Of shares underlying Depository Receipts (VI)			
Total nos. shares held (VII) = (IV)+ (V)+ (VI)	15250	500	15750
Shareholding as a % of total no. of shares (calculated as per SCRR, 1957) (VIII) As a % of (A+B+C2)	0.01	0	0.01
Number of Voting Rights held in each class of securities (IX)			
Class eg: X	15250	500	15750
Class eg:y			
Total	15250	500	15750
Total as a % of Total Voting rights	0.01	0	0.01
No. Of Shares Underlying Outstanding convertible securities (X)			




No. of Shares Underlying Outstanding Warrants (Xi)			
No. Of Shares Underlying Outstanding convertible securities and Warrants (X)			
Shareholding , as a % assuming full conversion of convertible securities (as a percentage of diluted share capital) (XI)= (VII)+(X) As a % of (A+B+C2)	0.01	0	0.01
Number of Locked in shares (XII)			
No. (a)	0	0	0
As a % of total Shares held (b)	0	0	0
Number of equity shares held in dematerialized form (XIV)	0	0	0
Reason for not providing PAN			
Reason for not providing PAN			
Sub-categorization of shares			
Shareholding (No. of shares) under			
Sub-category (i)	0	0	0
Sub-category (ii)	0	0	0
Sub-category (iii)	0	0	0



Any Other (specify)

Serial No.	1	2	3	4	
Category	HUF	Clearing Members	Others	Trusts	
Category / More than 1 percentage	Category	Category	Category	Category	
Name of the Shareholders (I)			PRIMO CHEMICALS LIMITED - SUSPENSE ESCROW DEMAT ACCOUNT		Click here to go back
PAN (II)					Total
No. of the Shareholders (I)	653	4	1	2	660
No. of fully paid up equity shares held (IV)	2295481	4215	1750	27750	2329196
No. Of Partly paid-up equity shares held (V)					
No. Of shares underlying Depository Receipts (VI)					
Total nos. shares held (VII) = (IV)+ (V)+ (VI)	2295481	4215	1750	27750	2329196
Shareholding as a % of total no. of shares (calculated as per SCRR, 1957) (VIII) As a % of (A+B+C2)	0.95	0	0	0.01	0.96
Number of Voting Rights held in each class of securities (IX)					
Class eg: X	2295481	4215	1750	27750	2329196
Class eg:y					
Total	2295481	4215	1750	27750	2329196
Total as a % of Total Voting rights	0.95	0	0	0.01	0.96
No. Of Shares Underlying Outstanding					



convertible securities (X)					
No. of Shares Underlying Outstanding Warrants (Xi)					
No. Of Shares Underlying Outstanding convertible securities and No. Of Warrants (Xi) (a)					
Shareholding , as a % assuming full conversion of convertible securities (as a percentage of diluted share capital) (XI)= (VII)+(X) As a % of (A+B+C2)	0.95	0	0	0.01	0.96
Number of Locked in shares (XII)					
No. (a)	0	0	0	0	0
As a % of total Shares held (b)	0	0	0	0	0
Number of equity shares held in dematerialized form (XIV)	2295481	4215	1750	27750	2329196
Reason for not providing PAN					
Reason for not providing PAN					
Sub-categorization of shares					
Shareholding (No. of shares) under					
Sub-category (i)	0	0	0	0	0
Sub-category (ii)	0	0	0	0	0
Sub-category (iii)	0	0	0	0	0



Details of Shares which remain unclaimed for Public				
Serial No.	Number of shareholders	Outstanding shares held in demat or unclaimed suspense account	voting rights which are frozen	Disclosure of notes on shares which remain unclaimed for public shareholders
1	2	1750	1750	Textual Information(1)



Text Block

Textual Information(1)

1750 shares were transferred to Company's Suspense Escrow Demat Account as per SEBI Gazette Notification no. SEBI/LAD-NROIGN/2022/66 dated 24th January, 2022 and SEBI Circular SEBI/HO/MIRSD/MIRSD_RTAMB/P/CIR/2022/8 Dated 25th January, 2022.



significant beneficial owners																
Sr. No.	Details of the SBO					Details of the registered owner					Details of holding/ exercise of right of the SBO in the reporting company, whether direct or indirect*:					Date of creation / acquisition of significant beneficial interest
	Name	PAN	Passport No. in case of a foreign national	Nationality	Nationality (Applicable in case of Any other is selected)	Name	PAN	Passport No. in case of a foreign national	Nationality	Nationality (Applicable in case of Any other is selected)	Whether by virtue of:					
											Shares	Voting rights	Rights on distributable dividend or any other distribution	Exercise of control	Exercise of significant influence	
1	PURUSHOTTAM DASS GOEL	ABCPG8495L		India		DURVA INFRATECH LLP	AASFD2308J		India		15.47	0	0	No	No	21-05-2021
Total:											15.47	0	0			
2	SURJARAM MEEL	ACTPM0240K		India		DURVA INFRATECH LLP	AASFD2308J		India		15.47	0	0	No	No	21-05-2021
Total:											15.47	0	0			

