

General information about company	
Scrip code	506852
NSE Symbol	
MSEI Symbol	
ISIN	INE607A01022
Name of the company	Primo Chemicals Limited (Formerly known as Punjab Alkalies & Chemicals Limited)
Whether company is SME	No
Class of Security	Equity Shares
Type of report	Quarterly
Quarter Ended / Half year ended/Date of Report (For Prelisting / Allotment)	30-09-2024
Date of allotment / extinguishment (in case Capital Restructuring selected) / Listing Date	
Shareholding pattern filed under	Regulation 31 (1) (b)
Whether the listed entity is Public Sector Undertaking (PSU)?	No



Declaration

Sr. No.	Particular	Yes/No	Promoter and Promoter Group	Public shareholder	Non Promoter- Non Public
1	Whether the Listed Entity has issued any partly paid up shares?	No	No	No	No
2	Whether the Listed Entity has issued any Convertible Securities ?	No	No	No	No
3	Whether the Listed Entity has issued any Warrants ?	No	No	No	No
4	Whether the Listed Entity has any shares against which depository receipts are issued?	No	No	No	No
5	Whether the Listed Entity has any shares in locked-in?	No	No	No	No
6	Whether any shares held by promoters are pledge or otherwise encumbered?	No	No		
7	Whether company has equity shares with differential voting rights?	No	No	No	No
8	Whether the listed entity has any significant beneficial owner?	Yes			



Table VI - Statement showing foreign ownership limits

Particular	Approved limits (%)	Limits utilized (%)
As on shareholding date	100	1.02
As on the end of previous 1st quarter	100	1.09
As on the end of previous 2nd quarter	100	2.96
As on the end of previous 3rd quarter	100	2.62
As on the end of previous 4th quarter	100	1.58



Table I - Summary Statement holding of specified securities

Category (I)	Category of shareholder (II)	Nos. Of shareholders (III)	No. of fully paid up equity shares held (IV)	No. Of Partly paid-up equity shares held (V)	No. Of shares underlying Depository Receipts (VI)	Total nos. shares held (VII) = (IV)+ (V)+ (VI)	Shareholding as a % of total no. of shares (calculated as per SCRR, 1957) (VIII) As a % of (A+B+C2)	Number of Voting Rights held in each class of securities (IX)			
								No of Voting (XIV) Rights			Total as a % of (A+B+C)
								Class eg: X	Class eg:y	Total	
(A)	Promoter & Promoter Group	9	75982830			75982830	31.35	75982830		75982830	31.35
(B)	Public	52600	166360390			166360390	68.65	166360390		166360390	68.65
(C)	Non Promoter- Non Public										
(C1)	Shares underlying DRs										
(C2)	Shares held by Employee Trusts										
	Total	52609	242343220			242343220	100	242343220		242343220	100



Table I - Summary Statement holding of specified securities

Category (I)	Category of shareholder (II)	No. Of Shares Underlying Outstanding convertible securities (X)	No. of Shares Underlying Outstanding Warrants (Xi)	No. Of Shares Underlying convertible securities and No. Of Warrants (Xi) (a)	Shareholding , as a % assuming full conversion of convertible securities (as a percentage of diluted share capital) (XI)= (VII)+(X) As a % of (A+B+C2)	Number of Locked in shares (XII)		Number of Shares pledged or otherwise encumbered (XIII)		Number of equity shares held in dematerialized form (XIV)	Sub-categorization of shares		
						No. (a)	As a % of total Shares held (b)	No. (a)	As a % of total Shares held (b)		Sub-category (i)	Sub-category (ii)	Sub-category (iii)
(A)	Promoter & Promoter Group				31.35					75982830			
(B)	Public				68.65					158208245	0	0	0
(C)	Non Promoter-Non Public												
(C1)	Shares underlying DRs												
(C2)	Shares held by Employee Trusts												
	Total				100					234191075	0	0	0




Table II - Statement showing shareholding pattern of the Promoter and Promoter Group

Sr.	Category & Name of the Shareholders (I)	Nos. Of shareholders (III)	No. of fully paid up equity shares held (IV)	No. Of Partly paid-up equity shares held (V)	No. Of shares underlying Depository Receipts (VI)	Total nos. shares held (VII) = (IV)+(V)+(VI)	Shareholding as a % of total no. of shares (calculated as per SCRR, 1957) (VIII) As a % of (A+B+C2)	Number of Voting Rights held in each class of securities (IX)			Total as a % of Total Voting rights
								No of Voting (XIV) Rights			
								Class eg: X	Class eg:y	Total	
A	Table II - Statement showing shareholding pattern of the Promoter and Promoter Group										
(1)	Indian										
(a)	Individuals/Hindu undivided Family	6	61989745			61989745	25.58	61989745		61989745	25.58
(d)	Any Other (specify)	3	13993085			13993085	5.77	13993085		13993085	5.77
Sub-Total (A) (1)		9	75982830			75982830	31.35	75982830		75982830	31.35
(2)	Foreign										
Total Shareholding of Promoter and Promoter Group (A)=(A)(1)+(A) (2)		9	75982830			75982830	31.35	75982830		75982830	31.35
B	Table III - Statement showing shareholding pattern of the Public shareholder										
(1)	Institutions (Domestic)										
(a)	Mutual Funds	11	4615212			4615212	1.9	4615212		4615212	1.9
(d)	Banks	1	2500			2500	0	2500		2500	0
(j)	Other Financial Institutions	11	44500			44500	0.02	44500		44500	0.02
Sub-Total (B) (1)		23	4662212			4662212	1.92	4662212		4662212	1.92
(2)	Institutions (Foreign)										
(d)	Foreign Portfolio Investors Category I	2	57198			57198	0.02	57198		57198	0.02
(e)	Foreign Portfolio Investors Category II	1	200000			200000	0.08	200000		200000	0.08
(g)	Any Other (specify)	2	15750			15750	0.01	15750		15750	0.01
Sub-Total (B) (2)		5	272948			272948	0.11	272948		272948	0.11
(3)	Central Government / State Government(s)										
(4)	Non-institutions										
(b)	Directors and their relatives (excluding independent directors and nominee directors)	1	42500000			42500000	17.54	42500000		42500000	17.54
(g)	Resident Individuals holding nominal share capital up to Rs. 2 lakhs	49968	44126795			44126795	18.21	44126795		44126795	18.21
(h)	Resident Individuals holding nominal share capital in excess of Rs. 2 lakhs	62	22925055			22925055	9.46	22925055		22925055	9.46
(i)	Non Resident Indians (NRIs)	686	2387875			2387875	0.99	2387875		2387875	0.99
(k)	Foreign Companies	1	100000			100000	0.04	100000		100000	0.04
(l)	Bodies Corporate	1060	45645205			45645205	18.83	45645205		45645205	18.83
(m)	Any Other (specify)	794	3740300			3740300	1.54	3740300		3740300	1.54
Sub-Total (B) (4)		52572	161425230			161425230	66.61	161425230		161425230	66.61
Total Public Shareholding (B)=(B)(1)+(B) (2)+(B)(3)+(B) (4)		52600	166360390			166360390	68.65	166360390		166360390	68.65
C	Table IV - Statement showing shareholding pattern of the Non Promoter- Non Public shareholder										
Total (A+B+C2)		52609	242343220			242343220	100	242343220		242343220	100
Total (A+B+C)		52609	242343220			242343220	100	242343220		242343220	100


Table II - Statement showing shareholding pattern of the Promoter and Promoter Group

Sr.	No. Of Shares Underlying Outstanding convertible securities (X)	No. of Shares Underlying Outstanding Warrants (Xi)	No. Of Shares Underlying Outstanding convertible securities and No. Of Warrants (Xi) (a)	Shareholding , as a % assuming full conversion of convertible securities (as a percentage of diluted share capital) (XI)= (VII)+(X) As a % of (A+B+C2)	Number of Locked in shares (XII)		Number of Shares pledged or otherwise encumbered (XIII)		Number of equity shares held in dematerialized form (XIV)	Sub-categorization of shares		
					No. (a)	As a % of total Shares held (b)	No. (a)	As a % of total Shares held (b)		Sub-category (i)	Sub-category (ii)	Sub-category (iii)
A	Table II - Statement showing shareholding pattern of the Promoter and Promoter Group											
(1)	Indian											
(a)				25.58					61989745			
(d)				5.77					13993085			
Sub-Total (A) (1)				31.35					75982830			
(2)	Foreign											
Total Shareholding of Promoter and Promoter Group (A)=(A) (1)+(A)(2)				31.35					75982830			
B	Table III - Statement showing shareholding pattern of the Public shareholder											
(1)	Institutions (Domestic)											
(a)				1.9					4578712	0	0	0
(d)				0					2500	0	0	0
(j)				0.02					0	0	0	0
Sub-Total (B) (1)				1.92					4581212	0	0	0
(2)	Institutions (Foreign)											
(d)				0.02					57198	0	0	0
(e)				0.08					200000	0	0	0
(g)				0.01					0	0	0	0
Sub-Total (B) (2)				0.11					257198	0	0	0
(3)	Central Government / State Government(s)											
(4)	Non-institutions											
(b)				17.54					42500000	0	0	0
(g)				18.21					38250725	0	0	0
(h)				9.46					22925055	0	0	0
(i)				0.99					1031800	0	0	0
(k)				0.04					0	0	0	0
(l)				18.83					44921955	0	0	0
(m)				1.54					3740300	0	0	0
Sub-Total (B) (4)				66.61					153369835	0	0	0
Total Public Shareholding (B)=(B)(1)+(B)(2)+(B)(3)+(B)(4)				68.65					158208245	0	0	0
C	Table IV - Statement showing shareholding pattern of the Non Promoter- Non Public shareholder											
Total (A+B+C2)				100					234191075			
Total (A+B+C)				100					234191075			




Individuals/Hindu undivided Family

Serial No.	1	2	3	4	5	6	7
Name of the Shareholders (I)	SUKHBIR SINGH DAHIYA	JAGBIR SINGH AHLAWAT	PARERNA AHLAWAT	JATIN DAHIYA	DAYAWATI DAHIYA	GARIMA SINGH	MAYANK AHLAWAT
PAN (II)	ACCPD9200H	AAHPA2745B	AAGPP5953R	BGSPD0546B	AAFPD0929C	AQUPG7083K	AZWPA5228P
No. of fully paid up equity shares held (IV)	25278015	15500100	11068925	5482535	3560170	1100000	0
No. Of Partly paid-up equity shares held (V)							
No. Of shares underlying Depository Receipts (VI)							
Total nos. shares held (VII) = (IV)+ (V)+ (VI)	25278015	15500100	11068925	5482535	3560170	1100000	0
Shareholding as a % of total no. of shares (calculated as per SCRR, 1957) (VIII) As a % of (A+B+C2)	10.43	6.4	4.57	2.26	1.47	0.45	0
Number of Voting Rights held in each class of securities (IX)							
Class eg:X	25278015	15500100	11068925	5482535	3560170	1100000	0
Class eg:y							
Total	25278015	15500100	11068925	5482535	3560170	1100000	0
Total as a % of Total Voting rights	10.43	6.4	4.57	2.26	1.47	0.45	0
No. Of Shares Underlying Outstanding convertible securities (X)							
No. of Shares Underlying Outstanding Warrants (Xi)							
No. Of Shares Underlying Outstanding convertible securities and No. Of Warrants (Xi) (a)							
Shareholding , as a % assuming full conversion of convertible securities (as a percentage of diluted share capital) (XI)= (VII)+(Xi)(a) As a % of (A+B+C2)	10.43	6.4	4.57	2.26	1.47	0.45	0
Number of Locked in shares (XII)							
No. (a)							
As a % of total Shares held (b)							
Number of Shares pledged or otherwise encumbered (XIII)							
No. (a)							
As a % of total Shares held (b)							
Number of equity shares held in dematerialized form (XIV)	25278015	15500100	11068925	5482535	3560170	1100000	0
Reason for not providing PAN							
Reason for not providing PAN							
Shareholder type	Promoter	Promoter	Promoter	Promoter	Promoter Group	Promoter Group	Promoter Group




Individuals/Hindu undivided Family

Serial No.	
Name of the Shareholders (I)	Click here to go back
PAN (II)	Total
No. of fully paid up equity shares held (IV)	61989745
No. Of Partly paid-up equity shares held (V)	
No. Of shares underlying Depository Receipts (VI)	
Total nos. shares held (VII) = (IV)+ (V)+ (VI)	61989745
Shareholding as a % of total no. of shares (calculated as per SCRR, 1957) (VIII) As a % of (A+B+C2)	25.58
Number of Voting Rights held in each class of securities (IX)	
Class eg:X	61989745
Class eg:y	
Total	61989745
Total as a % of Total Voting rights	25.58
No. Of Shares Underlying Outstanding convertible securities (X)	
No. of Shares Underlying Outstanding Warrants (Xi)	
No. Of Shares Underlying Outstanding convertible securities and No. Of Warrants (Xi) (a)	
Shareholding , as a % assuming full conversion of convertible securities (as a percentage of diluted share capital) (XI)= (VII)+(Xi)(a) As a % of (A+B+C2)	25.58
Number of Locked in shares (XII)	
No. (a)	
As a % of total Shares held (b)	
Number of Shares pledged or otherwise encumbered (XIII)	
No. (a)	
As a % of total Shares held (b)	
Number of equity shares held in dematerialized form (XIV)	61989745
Reason for not providing PAN	
Reason for not providing PAN	
Shareholder type	



Any Other (specify)

Serial No.	1	2	3	4	5	
Category	Bodies Corporate	Bodies Corporate	Bodies Corporate	Bodies Corporate	Bodies Corporate	Click here to go back
Name of the Shareholders (I)	FLOWTECH INDUSTRIAL PROJECTS PRIVATE LIMITED	FLOW TECH CHEMICALS PRIVATE LIMITED	HIMALAYA ALKALIES & CHEMICALS LIMITED	TARA MERCANTILE PRIVATE LIMITED	ADVANCE CHEMICALS	
PAN (II)	AABCF7849J	AAACF4621K	AAKCS5199R	AAACT2680C	AAEFA7026J	Total
No. of the Shareholders (I)	1	0	1	1	0	3
No. of fully paid up equity shares held (IV)	9626710	0	2604390	1761985	0	13993085
No. Of Partly paid-up equity shares held (V)						
No. Of shares underlying Depository Receipts (VI)						
Total nos. shares held (VII) = (IV)+ (V)+ (VI)	9626710	0	2604390	1761985	0	13993085
Shareholding as a % of total no. of shares (calculated as per SCRR, 1957) (VIII) As a % of (A+B+C2)	3.97	0	1.07	0.73	0	5.77
Number of Voting Rights held in each class of securities (IX)						
Class eg: X	9626710	0	2604390	1761985	0	13993085
Class eg:y						
Total	9626710	0	2604390	1761985	0	13993085
Total as a % of Total Voting rights	3.97	0	1.07	0.73	0	5.77
No. Of Shares Underlying Outstanding convertible securities (X)						
No. of Shares Underlying Outstanding Warrants (Xi)						
No. Of Shares Underlying Outstanding convertible securities and No. Of Warrants (Xi) (a)						
Shareholding , as a % assuming full conversion of convertible securities (as a percentage of diluted share capital) (XI)= (VII)+(X) As a % of (A+B+C2)	3.97	0	1.07	0.73	0	5.77
Number of Locked in shares (XII)						
No. (a)						
As a % of total Shares held (b)						
Number of Shares pledged or otherwise encumbered (XIII)						
No. (a)						
As a % of total Shares held (b)						
Number of equity shares held in dematerialized form (XIV)	9626710	0	2604390	1761985	0	13993085



Reason for not providing PAN						
Reason for not providing PAN						
Shareholder type	Promoter	Promoter	Promoter Group	Promoter Group	Promoter Group	



Mutual Funds

Serial No.	1	
Name of the Shareholders (I)	QUANT MUTUAL FUND - QUANT SMALL CAP FUND	Click here to go back
PAN (II)	AAATE0120D	Total
No. of fully paid up equity shares held (IV)	4556962	4556962
No. Of Partly paid-up equity shares held (V)		
No. Of shares underlying Depository Receipts (VI)		
Total nos. shares held (VII) = (IV)+(V)+(VI)	4556962	4556962
Shareholding as a % of total no. of shares (calculated as per SCRR, 1957) (VIII) As a % of (A+B+C2)	1.88	1.88
Number of Voting Rights held in each class of securities (IX)		
Class eg: X	4556962	4556962
Class eg:y		
Total	4556962	4556962
Total as a % of Total Voting rights	1.88	1.88
No. Of Shares Underlying Outstanding convertible securities (X)		
No. of Shares Underlying Outstanding Warrants (Xi)		
No. Of Shares Underlying Outstanding convertible securities and No. Of Warrants (Xi) (a)		
Shareholding , as a % assuming full conversion of convertible securities (as a percentage of diluted share capital) (XI)= (VII)+(X) As a % of (A+B+C2)	1.88	1.88
Number of Locked in shares (XII)		
No. (a)		
As a % of total Shares held (b)		
Number of equity shares held in dematerialized form (XIV)	4556962	4556962
Reason for not providing PAN		
Reason for not providing PAN		
Sub-categorization of shares		
Shareholding (No. of shares) under		
Sub-category (i)	0	0
Sub-category (ii)	0	0
Sub-category (iii)	0	0



Bodies Corporate

Serial No.	1	
Name of the Shareholders (I)	DURVA INFRATECH LLP	Click here to go back
PAN (II)	AASFD2308J	Total
No. of fully paid up equity shares held (IV)	37500000	37500000
No. Of Partly paid-up equity shares held (V)		
No. Of shares underlying Depository Receipts (VI)		
Total nos. shares held (VII) = (IV)+ (V)+ (VI)	37500000	37500000
Shareholding as a % of total no. of shares (calculated as per SCRR, 1957) (VIII) As a % of (A+B+C2)	15.47	15.47
Number of Voting Rights held in each class of securities (IX)		
Class eg: X	37500000	37500000
Class eg:y		
Total	37500000	37500000
Total as a % of Total Voting rights	15.47	15.47
No. Of Shares Underlying Outstanding convertible securities (X)		
No. of Shares Underlying Outstanding Warrants (Xi)		
No. Of Shares Underlying Outstanding convertible securities and No. Of Warrants (Xi) (a)		
Shareholding , as a % assuming full conversion of convertible securities (as a percentage of diluted share capital) (XI)= (VII)+(X) As a % of (A+B+C2)	15.47	15.47
Number of Locked in shares (XII)		
No. (a)		
As a % of total Shares held (b)		
Number of equity shares held in dematerialized form (XIV)	37500000	37500000
Reason for not providing PAN		
Reason for not providing PAN		
Sub-categorization of shares		
Shareholding (No. of shares) under		
Sub-category (i)	0	0
Sub-category (ii)	0	0
Sub-category (iii)	0	0



Directors and their relatives (excluding independent directors and nominee directors)

Serial No.	1	
Name of the Shareholders (I)	NAVEEN CHOPRA	Click here to go back
PAN (II)	AAPPC4259G	Total
No. of fully paid up equity shares held (IV)	42500000	42500000
No. Of Partly paid-up equity shares held (V)		
No. Of shares underlying Depository Receipts (VI)		
Total nos. shares held (VII) = (IV)+ (V)+ (VI)	42500000	42500000
Shareholding as a % of total no. of shares (calculated as per SCRR, 1957) (VIII) As a % of (A+B+C2)	17.54	17.54
Number of Voting Rights held in each class of securities (IX)		
Class eg: X	42500000	42500000
Class eg:y		
Total	42500000	42500000
Total as a % of Total Voting rights	17.54	17.54
No. Of Shares Underlying Outstanding convertible securities (X)		
No. of Shares Underlying Outstanding Warrants (Xi)		
No. Of Shares Underlying Outstanding convertible securities and No. Of Warrants (Xi) (a)		
Shareholding , as a % assuming full conversion of convertible securities (as a percentage of diluted share capital) (XI)= (VII)+(X) As a % of (A+B+C2)	17.54	17.54
Number of Locked in shares (XII)		
No. (a)		
As a % of total Shares held (b)		
Number of equity shares held in dematerialized form (XIV)	42500000	42500000
Reason for not providing PAN		
Reason for not providing PAN		
Sub-categorization of shares		
Shareholding (No. of shares) under		
Sub-category (i)	0	0
Sub-category (ii)	0	0
Sub-category (iii)	0	0



Any Other (specify)			
Serial No.	1	2	
Category	Other	Other	
Category / More than 1 percentage	Category	Category	Click here to go back
Name of the Shareholders (I)	INDIA LIBERALISATION FUND	BANCO SANTANDER A/C EXPLORER MAURITIUS	
PAN (II)			Total
No. of the Shareholders (I)	1	1	2
No. of fully paid up equity shares held (IV)	15250	500	15750
No. Of Partly paid-up equity shares held (V)			
No. Of shares underlying Depository Receipts (VI)			
Total nos. shares held (VII) = (IV)+ (V)+ (VI)	15250	500	15750
Shareholding as a % of total no. of shares (calculated as per SCRR, 1957) (VIII) As a % of (A+B+C2)	0.01	0	0.01
Number of Voting Rights held in each class of securities (IX)			
Class eg: X	15250	500	15750
Class eg:y			
Total	15250	500	15750
Total as a % of Total Voting rights	0.01	0	0.01
No. Of Shares Underlying Outstanding convertible securities (X)			
No. of Shares Underlying Outstanding Warrants (Xi)			
No. Of Shares Underlying Outstanding convertible securities and Warrants (X)			
Shareholding , as a % assuming full conversion of convertible securities (as a percentage of diluted share capital) (XI)= (VII)+(X) As a % of (A+B+C2)	0.01	0	0.01
Number of Locked in shares (XII)			
No. (a)			
As a % of total Shares held (b)			
Number of equity shares held in dematerialized form (XIV)	0	0	0
Reason for not providing PAN			
Reason for not providing PAN			
Sub-categorization of shares			
Shareholding (No. of shares) under			



Sub-category (i)	0	0	0
Sub-category (ii)	0	0	0
Sub-category (iii)	0	0	0



Any Other (specify)

Serial No.	1	2	3	4	
Category	HUF	Clearing Members	Others	Trusts	
Category / More than 1 percentage	Category	Category	Category	Category	
Name of the Shareholders (I)			PRIMO CHEMICALS LIMITED- SUSPENSE ESCROW DEMAT ACCOUNT		Click here to go back
PAN (II)					Total
No. of the Shareholders (I)	787	4	1	2	794
No. of fully paid up equity shares held (IV)	3701112	9688	1750	27750	3740300
No. Of Partly paid-up equity shares held (V)					
No. Of shares underlying Depository Receipts (VI)					
Total nos. shares held (VII) = (IV)+ (V)+ (VI)	3701112	9688	1750	27750	3740300
Shareholding as a % of total no. of shares (calculated as per SCRR, 1957) (VIII) As a % of (A+B+C2)	1.53	0	0	0.01	1.54
Number of Voting Rights held in each class of securities (IX)					
Class eg: X	3701112	9688	1750	27750	3740300
Class eg:y					
Total	3701112	9688	1750	27750	3740300
Total as a % of Total Voting rights	1.53	0	0	0.01	1.54
No. Of Shares Underlying Outstanding convertible securities (X)					
No. of Shares Underlying Outstanding Warrants (Xi)					
No. Of Shares Underlying Outstanding convertible securities and No. Of Warrants (Xi) (a)					
Shareholding , as a % assuming full conversion of convertible securities (as a percentage of diluted share capital) (XI)= (VII)+(X) As a % of (A+B+C2)	1.53	0	0	0.01	1.54
Number of Locked in shares (XII)					
No. (a)					
As a % of total Shares held (b)					
Number of equity shares held in dematerialized form (XIV)	3701112	9688	1750	27750	3740300
Reason for not providing PAN					
Reason for not providing PAN					
Sub-categorization of shares					



Shareholding (No. of shares) under					
Sub-category (i)	0	0	0	0	0
Sub-category (ii)	0	0	0	0	0
Sub-category (iii)	0	0	0	0	0



Details of Shares which remain unclaimed for Public

Serial No.	Number of shareholders	Outstanding shares held in demat or unclaimed suspense account	voting rights which are frozen	Disclosure of notes on shares which remain unclaimed for public shareholders
1	2	1750	1750	Textual Information(1)



significant beneficial owners																
Sr. No.	Details of the SBO					Details of the registered owner					Details of holding/ exercise of right of the SBO in the reporting company, whether direct or indirect*:					Date of creation / acquisition of significant beneficial interest
	Name	PAN	Passport No. in case of a foreign national	Nationality	Nationality (Applicable in case of Any other is selected)	Name	PAN	Passport No. in case of a foreign national	Nationality	Nationality (Applicable in case of Any other is selected)	Whether by virtue of:					
											Shares	Voting rights	Rights on distributable dividend or any other distribution	Exercise of control	Exercise of significant influence	
1	PURUSHOTTAM DASS GOEL	ABCPG8495L		India		DURVA INFRATECH LLP	AASFD2308J		India		15.47	0	0	No	No	21-05-2021
Total:											15.47	0	0			
2	SURJA RAM MEEL	ACTPM0240K		India		DURVA INFRATECH LLP	AASFD2308J		India		15.47	0	0	No	No	21-05-2021
Total:											15.47	0	0			



Text Block

Textual Information(1)

1750 shares were transferred to Company's Suspense Escrow DematAccountas per SEBI Gazette Notification no. SEBVAD-NROIGN/2022/66 dated 24th January, 2022 and SEBI Circular SEBI/HO/MIRSD/MIRSD_RTAMB/P/CIR/2022/8 Dated 25th January, 2022.

