


<b>General information about company</b>	
Scrip code	506852
NSE Symbol	
MSEI Symbol	
ISIN	INE607A01022
Name of the company	Primo Chemicals Limited (Formerly known as Punjab Alkalies & Chemicals Limited)
Whether company is SME	No
Class of Security	Equity Shares
Type of report	Quarterly
Quarter Ended / Half year ended/Date of Report (For Prelisting / Allotment)	31-12-2024
Date of allotment / extinguishment (in case Capital Restructuring selected) / Listing Date	
Shareholding pattern filed under	Regulation 31 (1) (b)
Whether the listed entity is Public Sector Undertaking (PSU)?	No



Declaration					
Sr. No.	Particular	Yes/No	Promoter and Promoter Group	Public shareholder	Non Promoter- Non Public
1	Whether the Listed Entity has issued any partly paid up shares?	No	No	No	No
2	Whether the Listed Entity has issued any Convertible Securities ?	No	No	No	No
3	Whether the Listed Entity has issued any Warrants ?	No	No	No	No
4	Whether the Listed Entity has any shares against which depository receipts are issued?	No	No	No	No
5	Whether the Listed Entity has any shares in locked-in?	No	No	No	No
6	Whether any shares held by promoters are pledge or otherwise encumbered?	No	No		
7	Whether company has equity shares with differential voting rights?	No	No	No	No
8	Whether the listed entity has any significant beneficial owner?	Yes			



**Table VI - Statement showing foreign ownership limits**

<b>Particular</b>	<b>Approved limits (%)</b>	<b>Limits utilized (%)</b>
As on shareholding date	100	1.03
As on the end of previous 1st quarter	100	1.09
As on the end of previous 2nd quarter	100	1.02
As on the end of previous 3rd quarter	100	2.62
As on the end of previous 4th quarter	100	1.58



**Table I - Summary Statement holding of specified securities**

Category (I)	Category of shareholder (II)	Nos. Of shareholders (III)	No. of fully paid up equity shares held (IV)	No. Of Partly paid-up equity shares held (V)	No. Of shares underlying Depository Receipts (VI)	Total nos. shares held (VII) = (IV)+ (V)+ (VI)	Shareholding as a % of total no. of shares (calculated as per SCRR, 1957) (VIII) As a % of (A+B+C2)	Number of Voting Rights held in each class of securities (IX)			
								No of Voting (XIV) Rights			Total as a % of (A+B+C)
								Class eg: X	Class eg:y	Total	
(A)	Promoter & Promoter Group	9	75982830			75982830	31.35	75982830		75982830	31.35
(B)	Public	51472	166360390			166360390	68.65	166360390		166360390	68.65
(C)	Non Promoter-Non Public										
(C1)	Shares underlying DRs										
(C2)	Shares held by Employee Trusts										
	<b>Total</b>	<b>51481</b>	<b>242343220</b>			<b>242343220</b>	<b>100</b>	<b>242343220</b>		<b>242343220</b>	<b>100</b>




**Table I - Summary Statement holding of specified securities**

Category (I)	Category of shareholder (II)	No. Of Shares Underlying Outstanding convertible securities (X)	No. of Shares Underlying Outstanding Warrants (Xi)	No. Of Shares Underlying Outstanding convertible securities and No. Of Warrants (Xi) (a)	Shareholding , as a % assuming full conversion of convertible securities ( as a percentage of diluted share capital) (XI)= (VII)+(X) As a % of (A+B+C2)	Number of Locked in shares (XII)		Number of Shares pledged or otherwise encumbered (XIII)		Number of equity shares held in dematerialized form (XIV)	Sub-categorization of shares		
						No. (a)	As a % of total Shares held (b)	No. (a)	As a % of total Shares held (b)		Sub-category (i)	Sub-category (ii)	Sub-category (iii)
(A)	Promoter & Promoter Group				31.35					75982830			
(B)	Public				68.65					158241245	0	0	0
(C)	Non Promoter-Non Public												
(C1)	Shares underlying DRs												
(C2)	Shares held by Employee Trusts												
	<b>Total</b>				100					234224075	0	0	0



**Table II - Statement showing shareholding pattern of the Promoter and Promoter Group**

Sr.	Category & Name of the Shareholders (I)	Nos. Of shareholders (III)	No. of fully paid up equity shares held (IV)	No. Of Partly paid-up equity shares held (V)	No. Of shares underlying Depository Receipts (VI)	Total nos. shares held (VII) = (IV)+(V)+(VI)	Shareholding as a % of total no. of shares (calculated as per SCRR, 1957) (VIII) As a % of (A+B+C2)	Number of Voting Rights held in each class of securities (IX)			
								No of Voting (XIV) Rights			Total as a % of Total Voting rights
								Class eg: X	Class eg:y	Total	
A	Table II - Statement showing shareholding pattern of the Promoter and Promoter Group										
(1)	Indian										
(a)	Individuals/Hindu undivided Family	6	61989745			61989745	25.58	61989745		61989745	25.58
(d)	Any Other (specify)	3	13993085			13993085	5.77	13993085		13993085	5.77
Sub-Total (A) (1)		9	75982830			75982830	31.35	75982830		75982830	31.35
(2)	Foreign										
Total Shareholding of Promoter and Promoter Group (A)=(A)(1)+(A)(2)		9	75982830			75982830	31.35	75982830		75982830	31.35
B	Table III - Statement showing shareholding pattern of the Public shareholder										
(1)	Institutions (Domestic)										
(a)	Mutual Funds	11	4615212			4615212	1.9	4615212		4615212	1.9
(d)	Banks	1	2500			2500	0	2500		2500	0
(j)	Other Financial Institutions	11	44500			44500	0.02	44500		44500	0.02
Sub-Total (B) (1)		23	4662212			4662212	1.92	4662212		4662212	1.92
(2)	Institutions (Foreign)										
(d)	Foreign Portfolio Investors Category I	3	80795			80795	0.03	80795		80795	0.03
(e)	Foreign Portfolio Investors Category II	1	200000			200000	0.08	200000		200000	0.08
(g)	Any Other (specify)	2	15750			15750	0.01	15750		15750	0.01
Sub-Total (B) (2)		6	296545			296545	0.12	296545		296545	0.12





(3)	Central Government / State Government(s)										
(4)	Non-institutions										
(b)	Directors and their relatives (excluding independent directors and nominee directors)	1	42500000			42500000	17.54	42500000		42500000	17.54
(g)	Resident Individuals holding nominal share capital up to Rs. 2 lakhs	48830	43642281			43642281	18.01	43642281		43642281	18.01
(h)	Resident Individuals holding nominal share capital in excess of Rs. 2 lakhs	59	22880561			22880561	9.44	22880561		22880561	9.44
(i)	Non Resident Indians (NRIs)	681	2462496			2462496	1.02	2462496		2462496	1.02
(k)	Foreign Companies	1	100000			100000	0.04	100000		100000	0.04
(l)	Bodies Corporate	1072	45962577			45962577	18.97	45962577		45962577	18.97
(m)	Any Other (specify)	799	3853718			3853718	1.59	3853718		3853718	1.59
Sub-Total (B) (4)		51443	161401633			161401633	66.6	161401633		161401633	66.6
Total Public Shareholding (B)=(B)(1)+(B)(2)+(B)(3)+(B)(4)		51472	166360390			166360390	68.65	166360390		166360390	68.65
C	Table IV - Statement showing shareholding pattern of the Non Promoter- Non Public shareholder										
Total ( A+B+C2 )		51481	242343220			242343220	100	242343220		242343220	100
Total (A+B+C )		51481	242343220			242343220	100	242343220		242343220	100



**Table II - Statement showing shareholding pattern of the Promoter and Promoter Group**

Sr.	No. Of Shares Underlying Outstanding convertible securities (X)	No. of Shares Underlying Outstanding Warrants (Xi)	No. Of Shares Underlying Outstanding convertible securities and No. Of Warrants (Xi) (a)	Shareholding , as a % assuming full conversion of convertible securities ( as a percentage of diluted share capital) (XI)= (VII)+(X) As a % of (A+B+C2)	Number of Locked in shares (XII)		Number of Shares pledged or otherwise encumbered (XIII)		Number of equity shares held in dematerialized form (XIV)	Sub-categorization of shares		
					No. (a)	As a % of total Shares held (b)	No. (a)	As a % of total Shares held (b)		Sub-category (i)	Sub-category (ii)	Sub-category (iii)
A	Table II - Statement showing shareholding pattern of the Promoter and Promoter Group											
(1)	Indian											
(a)				25.58					61989745			
(d)				5.77					13993085			
Sub-Total (A) (1)				31.35					75982830			
(2)	Foreign											
Total Shareholding of Promoter and Promoter Group (A)= (A)(1)+(A)(2)				31.35					75982830			
B	Table III - Statement showing shareholding pattern of the Public shareholder											
(1)	Institutions (Domestic)											
(a)				1.9					4578712	0	0	0
(d)				0					2500	0	0	0
(j)				0.02					0	0	0	0
Sub-Total (B) (1)				1.92					4581212	0	0	0
(2)	Institutions (Foreign)											
(d)				0.03					80795	0	0	0
(e)				0.08					200000	0	0	0
(g)				0.01					0	0	0	0





Sub-Total (B) (2)			0.12					280795	0	0	0
(3)	Central Government / State Government(s)										
(4)	Non-institutions										
(b)			17.54					42500000	0	0	0
(g)			18.01					37796211	0	0	0
(h)			9.44					22880561	0	0	0
(i)			1.02					1109421	0	0	0
(k)			0.04					0	0	0	0
(l)			18.97					45239327	0	0	0
(m)			1.59					3853718	0	0	0
Sub-Total (B) (4)			66.6					153379238	0	0	0
Total Public Shareholding (B)=(B)(1)+ (B)(2)+(B) (3)+(B)(4)			68.65					158241245	0	0	0
C	Table IV - Statement showing shareholding pattern of the Non Promoter- Non Public shareholder										
Total ( A+B+C2 )			100					234224075			
Total (A+B+C )			100					234224075			
Disclosure of notes on shareholding pattern								Textual Information(1)			



**Text Block**

Textual Information()


M/s. Advance Chemicals has been reclassified from Promoter group category to Public category vide BSE Limited approval letter dated 16.01.2025.



Individuals/Hindu undivided Family							
Searial No.	1	2	3	4	5	6	7
Name of the Shareholders (I)	SUKHBIR SINGH DAHIYA	JAGBIR SINGH AHLAWAT	PARERNA AHLAWAT	JATIN DAHIYA	DAYAWATI DAHIYA	GARIMA SINGH	MAYANK AHLAWAT
PAN (II)	ACCPD9200H	AAHPA2745B	AAGPP5953R	BGSPD0546B	AAFDP0929C	AQUPG7083K	AZWPA5228P
No. of fully paid up equity shares held (IV)	25278015	15500100	11068925	5482535	3560170	1100000	0
No. Of Partly paid-up equity shares held (V)							
No. Of shares underlying Depository Receipts (VI)							
Total nos. shares held (VII) = (IV)+ (V)+ (VI)	25278015	15500100	11068925	5482535	3560170	1100000	0
Shareholding as a % of total no. of shares (calculated as per SCRR, 1957) (VIII) As a % of (A+B+C2)	10.43	6.4	4.57	2.26	1.47	0.45	0
Number of Voting Rights held in each class of securities (IX)							
Class eg:X	25278015	15500100	11068925	5482535	3560170	1100000	0
Class eg:y							
Total	25278015	15500100	11068925	5482535	3560170	1100000	0
Total as a % of Total Voting rights	10.43	6.4	4.57	2.26	1.47	0.45	0
No. Of Shares Underlying Outstanding convertible securities (X)							
No. of Shares Underlying Outstanding Warrants (XI)							




No. Of Shares Underlying Outstanding convertible securities and No. Of Warrants (Xi) (a)							
Shareholding , as a % assuming full conversion of convertible securities (as a percentage of diluted share capital) (XI)= (VII)+(Xi)(a) As a % of (A+B+C2)	10.43	6.4	4.57	2.26	1.47	0.45	0
Number of Locked in shares (XII)							
No. (a)							
As a % of total Shares held (b)							
Number of Shares pledged or otherwise encumbered (XIII)							
No. (a)							
As a % of total Shares held (b)							
Number of equity shares held in dematerialized form (XIV)	25278015	15500100	11068925	5482535	3560170	1100000	0
Reason for not providing PAN							
Reason for not providing PAN							
Shareholder type	Promoter	Promoter	Promoter	Promoter	Promoter Group	Promoter Group	Promoter Group



<b>Individuals/Hindu undivided Family</b>	
Serial No.	
Name of the Shareholders (I)	Click here to go back
PAN (II)	Total
No. of fully paid up equity shares held (IV)	61989745
No. Of Partly paid-up equity shares held (V)	
No. Of shares underlying Depository Receipts (VI)	
Total nos. shares held (VII) = (IV)+ (V)+ (VI)	61989745
Shareholding as a % of total no. of shares (calculated as per SCRR, 1957) (VIII) As a % of (A+B+C2)	25.58
<b>Number of Voting Rights held in each class of securities (IX)</b>	
Class eg:X	61989745
Class eg:y	
Total	61989745
Total as a % of Total Voting rights	25.58
No. Of Shares Underlying Outstanding convertible securities (X)	
No. of Shares Underlying Outstanding Warrants (Xi)	
No. Of Shares Underlying	




Outstanding convertible securities and No. Of Warrants (Xi) (a)	
Shareholding , as a % assuming full conversion of convertible securities (as a percentage of diluted share capital) (XI)= (VII)+(Xi)(a) As a % of (A+B+C2)	25.58
Number of Locked in shares (XII)	
No. (a)	
As a % of total Shares held (b)	
Number of Shares pledged or otherwise encumbered (XIII)	
No. (a)	
As a % of total Shares held (b)	
Number of equity shares held in dematerialized form (XIV)	61989745
Reason for not providing PAN	
Reason for not providing PAN	
Shareholder type	





Any Other (specify)						
Serial No.	1	2	3	4	5	
Category	Bodies Corporate	Bodies Corporate	Bodies Corporate	Bodies Corporate	Bodies Corporate	Click here to go back
Name of the Shareholders (I)	FLOWTECH INDUSTRIAL PROJECTS PRIVATE LIMITED	FLOW TECH CHEMICALS PRIVATE LIMITED	HIMALAYA ALKALIES & CHEMICALS LIMITED	TARA MERCANTILE PRIVATE LIMITED	ADVANCE CHEMICALS	
PAN (II)	AABCF7849J	AAACF4621K	AAKCS5199R	AAACT2680C	AAEFA7026J	Total
No. of the Shareholders (I)	1	0	1	1	0	3
No. of fully paid up equity shares held (IV)	9626710	0	2604390	1761985	0	13993085
No. Of Partly paid-up equity shares held (V)						
No. Of shares underlying Depository Receipts (VI)						
Total nos. shares held (VII) = (IV)+ (V)+ (VI)	9626710	0	2604390	1761985	0	13993085
Shareholding as a % of total no. of shares (calculated as per SCRR, 1957) (VIII) As a % of (A+B+C2)	3.97	0	1.07	0.73	0	5.77
Number of Voting Rights held in each class of securities (IX)						
Class eg: X	9626710	0	2604390	1761985	0	13993085
Class eg:y						
Total	9626710	0	2604390	1761985	0	13993085
Total as a % of Total Voting rights	3.97	0	1.07	0.73	0	5.77
No. Of Shares Underlying Outstanding convertible securities (X)						



No. of Shares Underlying Outstanding Warrants (Xi)						
No. Of Shares Underlying Outstanding convertible securities and No. Of Warrants (Xi) (a)						
Shareholding , as a % assuming full conversion of convertible securities (as a percentage of diluted share capital) (XI)= (VII)+(X) As a % of (A+B+C2)	3.97	0	1.07	0.73	0	5.77
Number of Locked in shares (XII)						
No. (a)						
As a % of total Shares held (b)						
Number of Shares pledged or otherwise encumbered (XIII)						
No. (a)						
As a % of total Shares held (b)						
Number of equity shares held in dematerialized form (XIV)	9626710	0	2604390	1761985	0	13993085
Reason for not providing PAN						
Reason for not providing PAN						
Shareholder type	Promoter	Promoter	Promoter Group	Promoter Group	Promoter Group	



<b>Mutual Funds</b>		
Serial No.	1	
Name of the Shareholders (I)	QUANT MUTUAL FUND - QUANT SMALL CAP FUND	<a href="#">Click here to go back</a>
PAN (II)	AAATE0120D	Total
No. of fully paid up equity shares held (IV)	4556962	4556962
No. Of Partly paid-up equity shares held (V)		
No. Of shares underlying Depository Receipts (VI)		
Total nos. shares held (VII) = (IV)+ (V)+ (VI)	4556962	4556962
Shareholding as a % of total no. of shares (calculated as per SCRR, 1957) (VIII) As a % of (A+B+C2)	1.88	1.88
<b>Number of Voting Rights held in each class of securities (IX)</b>		
Class eg: X	4556962	4556962
Class eg:y		
Total	4556962	4556962
Total as a % of Total Voting rights	1.88	1.88
No. Of Shares Underlying Outstanding convertible securities (X)		
No. of Shares Underlying Outstanding Warrants (Xi)		
No. Of Shares Underlying		



Outstanding convertible securities and No. Of Warrants (Xi) (a)		
Shareholding , as a % assuming full conversion of convertible securities (as a percentage of diluted share capital) (XI)= (VII)+(X) As a % of (A+B+C2)	1.88	1.88
Number of Locked in shares (XII)		
No. (a)		
As a % of total Shares held (b)		
Number of equity shares held in dematerialized form (XIV)	4556962	4556962
Reason for not providing PAN		
Reason for not providing PAN		
Sub-categorization of shares		
Shareholding (No. of shares) under		
Sub-category (i)	0	0
Sub-category (ii)	0	0
Sub-category (iii)	0	0




Outstanding convertible securities and No. Of Warrants (Xi) (a)		
Shareholding , as a % assuming full conversion of convertible securities (as a percentage of diluted share capital) (XI)= (VII)+(X) As a % of (A+B+C2)	15.47	15.47
Number of Locked in shares (XII)		
No. (a)		
As a % of total Shares held (b)		
Number of equity shares held in dematerialized form (XIV)	37500000	37500000
Reason for not providing PAN		
Reason for not providing PAN		
Sub-categorization of shares		
Shareholding (No. of shares) under		
Sub-category (i)	0	0
Sub-category (ii)	0	0
Sub-category (iii)	0	0




**Bodies Corporate**

Serial No.	1	
Name of the Shareholders (I)	DURVA INFRATECH LLP	<a href="#">Click here to go back</a>
PAN (II)	AASFD2308J	Total
No. of fully paid up equity shares held (IV)	37500000	37500000
No. Of Partly paid-up equity shares held (V)		
No. Of shares underlying Depository Receipts (VI)		
Total nos. shares held (VII) = (IV)+ (V)+ (VI)	37500000	37500000
Shareholding as a % of total no. of shares (calculated as per SCRR, 1957) (VIII) As a % of (A+B+C2)	15.47	15.47
Number of Voting Rights held in each class of securities (IX)		
Class eg: X	37500000	37500000
Class eg:y		
Total	37500000	37500000
Total as a % of Total Voting rights	15.47	15.47
No. Of Shares Underlying Outstanding convertible securities (X)		
No. of Shares Underlying Outstanding Warrants (Xi)		
No. Of Shares Underlying		







<b>Directors and their relatives (excluding independent directors and nominee directors)</b>		
Serial No.	1	
Name of the Shareholders (I)	NAVEEN CHOPRA	<a href="#">Click here to go back</a>
PAN (II)	AAPPC4259G	Total
No. of fully paid up equity shares held (IV)	42500000	42500000
No. Of Partly paid-up equity shares held (V)		
No. Of shares underlying Depository Receipts (VI)		
Total nos. shares held (VII) = (IV)+ (V)+ (VI)	42500000	42500000
Shareholding as a % of total no. of shares (calculated as per SCRR, 1957) (VIII) As a % of (A+B+C2)	17.54	17.54
<b>Number of Voting Rights held in each class of securities (IX)</b>		
Class eg: X	42500000	42500000
Class eg:y		
Total	42500000	42500000
Total as a % of Total Voting rights	17.54	17.54
No. Of Shares Underlying Outstanding convertible securities (X)		
No. of Shares Underlying Outstanding Warrants (Xi)		
No. Of Shares Underlying		



Outstanding convertible securities and No. Of Warrants (Xi) (a)		
Shareholding , as a % assuming full conversion of convertible securities (as a percentage of diluted share capital) (XI)= (VII)+(X) As a % of (A+B+C2)	17.54	17.54
Number of Locked in shares (XII)		
No. (a)		
As a % of total Shares held (b)		
Number of equity shares held in dematerialized form (XIV)	42500000	42500000
Reason for not providing PAN		
Reason for not providing PAN		
Sub-categorization of shares		
Shareholding (No. of shares) under		
Sub-category (i)	0	0
Sub-category (ii)	0	0
Sub-category (iii)	0	0



<b>Any Other (specify)</b>			
Serial No.	1	2	
Category	Other	Other	
Category / More than 1 percentage	Category	Category	<a href="#">Click here to go back</a>
Name of the Shareholders (I)	INDIA LIBERALISATION FUND	BANCO SANTANDER A/C EXPLORER MAURITIUS	
PAN (II)			Total
No. of the Shareholders (I)	1	1	2
No. of fully paid up equity shares held (IV)	15250	500	15750
No. Of Partly paid-up equity shares held (V)			
No. Of shares underlying Depository Receipts (VI)			
Total nos. shares held (VII) = (IV)+ (V)+ (VI)	15250	500	15750
Shareholding as a % of total no. of shares (calculated as per SCRR, 1957) (VIII) As a % of (A+B+C2)	0.01	0	0.01
<b>Number of Voting Rights held in each class of securities (IX)</b>			
Class eg: X	15250	500	15750
Class eg:y			
Total	15250	500	15750
Total as a % of Total Voting rights	0.01	0	0.01
No. Of Shares Underlying Outstanding convertible securities (X)			




No. of Shares Underlying Outstanding Warrants (Xi)			
No. Of Shares Underlying Outstanding convertible securities and Warrants (X)			
Shareholding , as a % assuming full conversion of convertible securities (as a percentage of diluted share capital) (XI)= (VII)+(X) As a % of (A+B+C2)	0.01	0	0.01
Number of Locked in shares (XII)			
No. (a)			
As a % of total Shares held (b)			
Number of equity shares held in dematerialized form (XIV)	0	0	0
Reason for not providing PAN			
Reason for not providing PAN			
Sub-categorization of shares			
Shareholding (No. of shares) under			
Sub-category (i)	0	0	0
Sub-category (ii)	0	0	0
Sub-category (iii)	0	0	0



Any Other (specify)					
Searial No.	1	2	3	4	
Category	HUF	Clearing Members	Others	Trusts	
Category / More than 1 percentage	Category	Category	Category	Category	
Name of the Shareholders (I)			PRIMO CHEMICALS LIMITED- SUSPENSE ESCROW DEMAT ACCOUNT		Click here to go back
PAN (II)					Total
No. of the Shareholders (I)	792	4	1	2	799
No. of fully paid up equity shares held (IV)	3805555	12913	7500	27750	3853718
No. Of Partly paid-up equity shares held (V)					
No. Of shares underlying Depository Receipts (VI)					
Total nos. shares held (VII) = (IV)+ (V)+ (VI)	3805555	12913	7500	27750	3853718
Shareholding as a % of total no. of shares (calculated as per SCRR, 1957) (VIII) As a % of (A+B+C2)	1.57	0.01	0	0.01	1.59
Number of Voting Rights held in each class of securities (IX)					
Class eg: X	3805555	12913	7500	27750	3853718
Class eg:y					
Total	3805555	12913	7500	27750	3853718
Total as a % of Total Voting rights	1.57	0.01	0	0.01	1.59
No. Of Shares Underlying Outstanding					



convertible securities (X)					
No. of Shares Underlying Outstanding Warrants (Xi)					
No. Of Shares Underlying Outstanding convertible securities and No. Of Warrants (Xi) (a)					
Shareholding , as a % assuming full conversion of convertible securities (as a percentage of diluted share capital) (XI)= (VII)+(X) As a % of (A+B+C2)	1.57	0.01	0	0.01	1.59
Number of Locked in shares (XII)					
No. (a)					
As a % of total Shares held (b)					
Number of equity shares held in dematerialized form (XIV)	3805555	12913	7500	27750	3853718
Reason for not providing PAN					
Reason for not providing PAN					
Sub-categorization of shares					
Shareholding (No. of shares) under					
Sub-category (i)	0	0	0	0	0
Sub-category (ii)	0	0	0	0	0
Sub-category (iii)	0	0	0	0	0





Details of Shares which remain unclaimed for Public				
Serial No.	Number of shareholders	Outstanding shares held in demat or unclaimed suspense account	voting rights which are frozen	Disclosure of notes on shares which remain unclaimed for public shareholders
1	4	7500	7500	Textual Information(1)



**Text Block**

Textual Information(1)

5750 shares were transferred to Company's Suspense Escrow Demat Account during the Quarter ended 31st December, 2024, as per SEBI Gazette Notification no. SEBVLAD-NROIGN/2022/66 dated 24th January, 2022 and SEBI Circular SEBI/HO/MIRSD/MIRSD\_RTAMB/P/CIR/2022/8 Dated 25th January, 2022.



significant beneficial owners																
Sr. No.	Details of the SBO					Details of the registered owner					Details of holding/ exercise of right of the SBO in the reporting company, whether direct or indirect*:					Date of creation / acquisition of significant beneficial interest
	Name	PAN	Passport No. in case of a foreign national	Nationality	Nationality (Applicable in case of Any other is selected)	Name	PAN	Passport No. in case of a foreign national	Nationality	Nationality (Applicable in case of Any other is selected)	Whether by virtue of:					
											Shares	Voting rights	Rights on distributable dividend or any other distribution	Exercise of control	Exercise of significant influence	
1	PURUSHOTTAM DASS GOEL	ABCPG8495L		India		DURVA INFRATECH LLP	AASFD2308J		India		15.47	0	0	No	No	21-05-2021
<b>Total:</b>											<b>15.47</b>	<b>0</b>	<b>0</b>			
2	SURJA RAM MEEL	ACTPM0240K		India		DURVA INFRATECH LLP	AASFD2308J		India		15.47	0	0	No	No	21-05-2021
<b>Total:</b>											<b>15.47</b>	<b>0</b>	<b>0</b>			

