

General information about company	
Scrip code	506852
NSE Symbol	PRIMO
MSEI Symbol	NOTLISTED
ISIN	INE607A01022
Name of the company	Primo Chemicals Limited
Whether company is SME	No
Class of Security	Equity Shares
Type of report	Quarterly
Quarter Ended / Half year ended/Date of Report (For Prelisting / Allotment)	30-06-2025
Date of allotment / extinguishment (in case Capital Restructuring selected) / Listing Date	
Shareholding pattern filed under	Regulation 31 (1) (b)
Whether the listed entity is Public Sector Undertaking (PSU)?	No



Declaration					
Sr. No.	Particular	Yes/No	Promoter and Promoter Group	Public shareholder	Non Promoter- Non Public
1	Whether the Listed Entity has issued any partly paid up shares?	No	No	No	No
2	Whether the Listed Entity has issued any Convertible Securities ?	No	No	No	No
3	Whether the Listed Entity has issued any Warrants ?	No	No	No	No
4	Whether Listed Entity has granted any ESOPs, which are outstanding?	No	No	No	No
5	Whether the Listed Entity has any shares against which depository receipts are issued?	No	No	No	No
6	Whether the Listed Entity has any shares in locked-in?	No	No	No	No
7	Whether any shares held by promoters are encumbered under "Pledged"?	No	No		
8	Whether any shares held by promoters are encumbered under "Non-Disposal Undertaking"?	No	No		
9	Whether any shares held by promoters are encumbered, other than by way of Pledge or NDU, if any?	No	No		
10	Whether company has equity shares with differential voting rights?	No	No	No	No
11	Whether the listed entity has any significant beneficial owner?	Yes			





Table VI - Statement showing foreign ownership limits		
Particular	Approved limits (%)	Limits utilized (%)
As on shareholding date	100	1.03
As on the end of previous 1st quarter	100	1.09
As on the end of previous 2nd quarter	100	1.02
As on the end of previous 3rd quarter	100	1.03
As on the end of previous 4th quarter	100	1.03



Table I - Summary Statement holding of specified securities

Category (I)	Category of shareholder (II)	Nos. Of shareholders (III)	No. of fully paid up equity shares held (IV)	No. Of Partly paid-up equity shares held (V)	No. Of shares underlying Depository Receipts (VI)	Total nos. shares held (VII) = (IV)+(V)+ (VI)	Shareholding as a % of total no. of shares (calculated as per SCRR, 1957) (VIII) As a % of (A+B+C2)	Number of Voting Rights held in each class of securities (IX)				No. Of Shares Underlying Outstanding convertible securities (XA)	No. of Shares Underlying Outstanding Warrants (XB)	No. Of Outstanding ESOP Granted (XC)	No. Und Out: consec of V and (X) (XA)
								No of Voting (XIV) Rights			Total as a % of (A+B+C)				
								Class eg:X	Class eg:Y	Total					
(A)	Promoter & Promoter Group	9	75982830			75982830	31.35	75982830		75982830	31.35				
(B)	Public	50056	166360390			166360390	68.65	166360390		166360390	68.65				
(C)	Non Promoter- Non Public	0	0			0		0		0	0				
(C1)	Shares underlying DRs	0	0			0		0		0	0				
(C2)	Shares held by Employee Trusts	0	0			0	0	0		0	0				
	Total	50065	242343220			242343220	100	242343220		242343220	100				






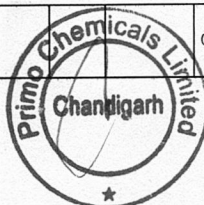
Table I - Summary Statement holding of specified securities

Category (I)	Category of shareholder (II)	Shareholding, as a % assuming full conversion of convertible securities (as a percentage of diluted share capital) (XII) = (VII)+(X) As a % of (A+B+C2)	Number of Locked in shares (XIII)		Number of Shares pledged (XIV)		Non-Disposal Undertaking (XV)		Other encumbrances, if any (XVI)		Total Number of Shares encumbered (XVII) = (XIV+XV+XVI)		Number of equity shares held in dematerialized form (XVIII)	Sub-categorization of shares		
			No. (a)	As a % of total Shares held (b)	No. (a)	As a % of total Shares held (b)	No. (a)	As a % of total Shares held (b)	No. (a)	As a % of total Shares held (b)	No. (a)	As a % of total Shares held (b)		Sub-category (i)	Sub-category (ii)	Sub-category (iii)
(A)	Promoter & Promoter Group	31.35											75982830			
(B)	Public	68.65											158297245	0	0	0
(C)	Non Promoter-Non Public												0			
(C1)	Shares underlying DRs												0			
(C2)	Shares held by Employee Trusts	0											0			
	Total	100											234280075	0	0	0



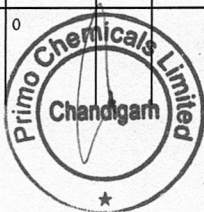
Table II - Statement showing shareholding pattern of the Promoter and Promoter Group

Sr. No.	Category & Name of the Shareholders (I)	Nos. Of shareholders (III)	No. of fully paid up equity shares held (IV)	No. Of Partly paid-up equity shares held (V)	No. Of shares underlying Depository Receipts (VI)	Total nos. shares held (VII) = (IV)+(V)+(VI)	Shareholding as a % of total no. of shares (calculated as per SCRR, 1957) (VIII) As a % of (A+B+C2)	Number of Voting Rights held in each class of securities (IX)			No. Of Shares Underlying Outstanding convertible securities (XA)	No. of Shares Underlying Outstanding Warrants (XB)	No. Of Outstanding ESOP Granted (XC)	
								No of Voting (XIV) Rights						Total as a % of Total Voting rights
								Class eg: X	Class eg: Y	Total				
A	Table II - Statement showing shareholding pattern of the Promoter and Promoter Group													
(1)	Indian													
(a)	Individuals/Hindu undivided Family	6	61989745			61989745	25.58	61989745		61989745	25.58			
(d)	Any Other (specify)	3	13993085			13993085	5.77	13993085		13993085	5.77			
Sub-Total (A) (1)		9	75982830			75982830	31.35	75982830		75982830	31.35			
(2)	Foreign													
Total Shareholding of Promoter and Promoter Group (A)= (A)(1)+(A)(2)		9	75982830			75982830	31.35	75982830		75982830	31.35			
B	Table III - Statement showing shareholding pattern of the Public shareholder													
(1)	Institutions (Domestic)													
(a)	Mutual Funds	11	4615212			4615212	1.9	4615212		4615212	1.9			
(b)	Venture Capital Funds	0	0			0	0	0		0	0			
(c)	Alternate Investment Funds	0	0			0	0	0		0	0			
(d)	Banks	1	2500			2500	0	2500		2500	0			
(e)	Insurance Companies	0	0			0	0	0		0	0			
(f)	Provident Funds/ Pension Funds	0	0			0	0	0		0	0			
(g)	Asset reconstruction companies	0	0			0	0	0		0	0			
(h)	Sovereign Wealth Funds	0	0			0	0	0		0	0			
(i)	NBFCs registered with RBI	0	0			0	0	0		0	0			
(j)	Other Financial Institutions	11	44500			44500	0.02	44500		44500	0.02			
(k)	Any Other (specify)	0	0			0	0	0		0	0			
Sub-Total (B) (1)		23	4662212			4662212	1.92	4662212		4662212	1.92			
(2)	Institutions (Foreign)													
(a)	Foreign Direct Investment	0	0			0	0	0		0	0			
(b)	Foreign Venture Capital Investors	0	0			0	0	0		0	0			
(c)	Sovereign Wealth Funds	0	0			0	0	0		0	0			
(d)	Foreign Portfolio Investors Category I	3	60826			60826	0.03	60826		60826	0.03			
(e)	Foreign Portfolio Investors Category II	2	173899			173899	0.07	173899		173899	0.07			
(f)	Overseas Depositories (holding DRs) (balancing figure)	0	0			0	0	0		0	0			
(g)	Any Other (specify)	2	15750			15750	0.01	15750		15750	0.01			
Sub-Total (B) (2)		7	250475			250475	0.1	250475		250475	0.1			
(3)	Central Government / State Government(s)													
(a)	Central Government / President of India	0	0			0	0	0		0	0			





(b)	State Government / Governor	0	0			0	0	0		0	0			
(c)	Shareholding by Companies or Bodies Corporate where Central / State Government is a promoter	0	0			0	0	0		0	0			
Sub-Total (B) (3)		0	0			0	0	0		0	0			
(4)	Non-institutions													
(a)	Associate companies / Subsidiaries	0	0			0	0	0		0	0			
(b)	Directors and their relatives (excluding independent directors and nominee directors)	1	42500000			42500000	17.54	42500000		42500000	17.54			
(c)	Key Managerial Personnel	0	0			0	0	0		0	0			
(d)	Relatives of promoters (other than 'immediate relatives' of promoters disclosed under 'Promoter and Promoter Group' category)	0	0			0	0	0		0	0			
(e)	Trusts where any person belonging to 'Promoter and Promoter Group' category is 'trustee', 'beneficiary', or 'author of the trust'	0	0			0	0	0		0	0			
(f)	Investor Education and Protection Fund (IEPF)	0	0			0	0	0		0	0			
(g)	Resident Individuals holding nominal share capital up to Rs. 2 lakhs	47455	43499227			43499227	17.95	43499227		43499227	17.95			
(h)	Resident Individuals holding nominal share capital in excess of Rs. 2 lakhs	60	22573564			22573564	9.31	22573564		22573564	9.31			
(i)	Non Resident Indians (NRIs)	688	2482074			2482074	1.02	2482074		2482074	1.02			
(j)	Foreign Nationals	0	0			0	0	0		0	0			
(k)	Foreign Companies	1	100000			100000	0.04	100000		100000	0.04			
(l)	Bodies Corporate	1054	46173500			46173500	19.05	46173500		46173500	19.05			
(m)	Any Other (specify)	767	4119338			4119338	1.7	4119338		4119338	1.7			
Sub-Total (B) (4)		50026	161447703			161447703	66.62	161447703		161447703	66.62			
Total Public Shareholding (B)=(B)(1)+(B)(2)+(B)(3)+(B)(4)		50056	166360390			166360390	68.65	166360390		166360390	68.65			
C	Table IV - Statement showing shareholding pattern of the Non Promoter- Non Public shareholder													
(1)	Custodian/DR Holder - Name of DR Holders (If Available)	0	0			0		0		0	0			
(2)	Employee Benefit Trust / Employee Welfare Trust under SEBI (Share Based Employee Benefits and Sweat Equity) Regulations, 2021	0	0			0	0	0		0	0			
Total NonPromoter- Non Public Shareholding		0	0			0		0		0	0			



(C)=(C)(1)+ (C)(2)													
Total ( A+B+C2 )		50065	242343220			242343220	100	242343220		242343220	100		
Total (A+B+C )		50065	242343220			242343220	100	242343220		242343220	100		








Table II - Statement showing shareholding pattern of the Promoter and Promoter Group

Sr. No.	Category & Name of the Shareholders (I)	Shareholding, as a % assuming full conversion of convertible securities (as a percentage of diluted share capital) (XII)= (VII)+(X) As a % of (A+B+C2)	Number of Locked in shares (XIII)		Number of Shares pledged (XIV)		Non-Disposal Undertaking (XV)		Other encumbrances, if any (XVI)		Total Number of Shares encumbered (XVII) = (XIV+XV+XVI)		Number of equity shares held in dematerialized form (XVIII)	Sub-categorization of shares		
			No. (a)	As a % of total Shares held (b)	No. (a)	As a % of total Shares held (b)	No. (a)	As a % of total Shares held (b)	No. (a)	As a % of total Shares held (b)	No. (a)	As a % of total Shares held (b)		Sub-category (i)	Sub-category (ii)	Sub-category (iii)
A	Table II - Statement showing shareholding pattern of the Promoter and Promoter Group															
(1)	Indian															
(a)	Individuals/Hindu undivided Family	25.58											61989745			
(d)	Any Other (specify)	5.77											13993085			
Sub-Total (A) (1)		31.35											75982830			
(2)	Foreign															
Total Shareholding of Promoter and Promoter Group (A)= (A)(1)+(A)(2)		31.35											75982830			
B	Table III - Statement showing shareholding pattern of the Public shareholder															
(1)	Institutions (Domestic)															
(a)	Mutual Funds	1.9											4578712	0	0	0
(b)	Venture Capital Funds	0											0	0	0	0
(c)	Alternate Investment Funds	0											0	0	0	0
(d)	Banks	0											2500	0	0	0
(e)	Insurance Companies	0											0	0	0	0
(f)	Provident Funds/ Pension Funds	0											0	0	0	0
(g)	Asset reconstruction companies	0											0	0	0	0
(h)	Sovereign Wealth Funds	0											0	0	0	0
(i)	NBFCs registered with RBI	0											0	0	0	0
(j)	Other Financial Institutions	0.02											0	0	0	0
(k)	Any Other (specify)	0											0	0	0	0
Sub-Total (B) (1)		1.92											4581212	0	0	0
(2)	Institutions (Foreign)															
(a)	Foreign Direct Investment	0											0	0	0	0
(b)	Foreign Venture Capital Investors	0											0	0	0	0
(c)	Sovereign Wealth Funds	0											0	0	0	0
(d)	Foreign Portfolio Investors Category I	0.03											60826	0	0	0
(e)	Foreign Portfolio Investors Category II	0.07											173899	0	0	0
(f)	Overseas Depositories (holding DRs) (balancing figure)	0											0	0	0	0




(g)	Any Other (specify)	0.01													0	0	0	0
Sub-Total (B) (2)		0.1													234725	0	0	0
(3)	Central Government / State Government(s)																	
(a)	Central Government / President of India	0													0	0	0	0
(b)	State Government / Governor	0													0	0	0	0
(c)	Shareholding by Companies or Bodies Corporate where Central / State Government is a promoter	0													0	0	0	0
Sub-Total (B) (3)		0													0	0	0	0
(4)	Non-institutions																	
(a)	Associate companies / Subsidiaries	0													0	0	0	0
(b)	Directors and their relatives (excluding independent directors and nominee directors)	17.54													42500000	0	0	0
(c)	Key Managerial Personnel	0													0	0	0	0
(d)	Relatives of promoters (other than 'immediate relatives' of promoters disclosed under 'Promoter and Promoter Group' category)	0													0	0	0	0
(e)	Trusts where any person belonging to 'Promoter and Promoter Group' category is 'trustee', 'beneficiary', or 'author of the trust'	0													0	0	0	0
(f)	Investor Education and Protection Fund (IEPF)	0													0	0	0	0
(g)	Resident Individuals holding nominal share capital up to Rs. 2 lakhs	17.95													37705157	0	0	0
(h)	Resident Individuals holding nominal share capital in excess of Rs. 2 lakhs	9.31													22573564	0	0	0
(i)	Non Resident Indians (NRIs)	1.02													1132999	0	0	0
(j)	Foreign Nationals	0													0	0	0	0
(k)	Foreign Companies	0.04													0	0	0	0
(l)	Bodies Corporate	19.05													45450250	0	0	0
(m)	Any Other (specify)	1.7													4119338	0	0	0
Sub-Total (B) (4)		66.62													153481308	0	0	0
Total Public Shareholding (B)=(B)(1)+(B)(2)+(B)(3)+(B)(4)		68.65													158297245	0	0	0
C	Table IV - Statement showing shareholding pattern of the Non Promoter- Non Public shareholder																	
(1)	Custodian/DR Holder - Name of														0			





	DR Holders (If Available)												
( 2 )	Employee Benefit Trust / Employee Welfare Trust under SEBI (Share Based Employee Benefits and Sweat Equity) Regulations, 2021	0										0	
Total NonPromoter-Non Public Shareholding (C)= (C)(1)+ (C)(2)												0	
Total ( A+B+C2 )		100										234280075	
Total (A+B+C )		100										234280075	




Individuals/Hindu undivided Family							
Sr. No.	1	2	3	4	5	6	7
Name of the Shareholders (I)	Dayawati Dahiya	Garima Singh	Jagbir Singh Ahlawat	Jatin Dahiya	Parema Ahlawat	Sukhbir Singh Dahiya	MAYANK AHLAWAT
PAN (II)	AAFPD0929C	AQUPG7083K	AAHPA2745B	BGSPD0546B	AAGPP5953R	ACCPD9200H	AZWPA5228P
No. of fully paid up equity shares held (IV)	3560170	1100000	15500100	5482535	11068925	25278015	0
Total nos. shares held (VII) = (IV)+ (V)+ (VI)	3560170	1100000	15500100	5482535	11068925	25278015	0
Shareholding as a % of total no. of shares (calculated as per SCRR, 1957) (VIII) As a % of (A+B+C2)	1.47	0.45	6.4	2.26	4.57	10.43	0
Number of Voting Rights held in each class of securities (IX)							
Class eg:X	3560170	1100000	15500100	5482535	11068925	25278015	0
Total	3560170	1100000	15500100	5482535	11068925	25278015	0
Total as a % of Total Voting rights	1.47	0.45	6.4	2.26	4.57	10.43	0
Total No. of shares on fully diluted basis (including warrants and Convertible Securities etc.) (XI)=(VII)+X)	3560170	1100000	15500100	5482535	11068925	25278015	0
Shareholding , as a % assuming full conversion of convertible securities ( as a percentage of diluted share capital) (XII)=(VII)+(X) As a % of (A+B+C2)	1.47	0.45	6.4	2.26	4.57	10.43	0
Number of equity shares held in dematerialized form (XVIII)	3560170	1100000	15500100	5482535	11068925	25278015	0
Reason for not providing PAN							
Reason for not providing PAN							
Shareholder type	Promoter Group	Promoter Group	Promoter	Promoter	Promoter	Promoter	Promoter Group






Individuals/Hindu undivided Family	
Sr. No.	
Name of the Shareholders (I)	<a href="#">Click here to go back</a>
PAN (II)	Total
No. of fully paid up equity shares held (IV)	61989745
Total nos. shares held (VII) = (IV)+ (V)+ (VI)	61989745
Shareholding as a % of total no. of shares (calculated as per SCRR, 1957) (VIII) As a % of (A+B+C2)	25.58
Number of Voting Rights held in each class of securities (IX)	
Class eg:X	61989745
Total	61989745
Total as a % of Total Voting rights	25.58
Total No. of shares on fully diluted basis (including warrants and Convertible Securities etc.) (XI)=(VII+X)	61989745
Shareholding , as a % assuming full conversion of convertible securities ( as a percentage of diluted share capital) (XII)= (VII)+(X) As a % of (A+B+C2)	25.58
Number of equity shares held in dematerialized form (XVIII)	61989745
Reason for not providing PAN	
Reason for not providing PAN	
Shareholder type	




Any Other (specify)					
Sr. No.	1	2	3	4	
Category	Bodies Corporate	Bodies Corporate	Bodies Corporate	Bodies Corporate	<a href="#">Click here to go back</a>
Name of the Shareholders (I)	FLOWTECH INDUSTRIAL PROJECTS PRIVATE LIMITED	HIMALAYA ALKALIES & CHEMICALS LIMITED	TARA MERCANTILE PRIVATE LIMITED	FLOW TECH CHEMICALS PRIVATE LIMITED	
PAN (II)	AABCF7849J	AAKCS5199R	AAACT2680C	AAACF4621K	Total
No. of the Shareholders (I)	1	1	1	0	3
No. of fully paid up equity shares held (IV)	9626710	2604390	1761985	0	13993085
Total nos. shares held (VII) = (IV)+ (V)+ (VI)	9626710	2604390	1761985	0	13993085
Shareholding as a % of total no. of shares (calculated as per SCRR, 1957) (VIII) As a % of (A+B+C2)	3.97	1.07	0.73	0	5.77
Number of Voting Rights held in each class of securities (IX)					
Class eg: X	9626710	2604390	1761985	0	13993085
Total	9626710	2604390	1761985	0	13993085
Total as a % of Total Voting rights	3.97	1.07	0.73	0	5.77
Total No. of shares on fully diluted basis (including warrants and Convertible Securities etc.) (XI)=(VII)+X	9626710	2604390	1761985	0	13993085
Shareholding, as a % assuming full conversion of convertible securities (as a percentage of diluted share capital) (XII)= (VII)+(X) As a % of (A+B+C2)	3.97	1.07	0.73	0	5.77
Number of equity shares held in dematerialized form (XVIII)	9626710	2604390	1761985	0	13993085
Reason for not providing PAN					
Reason for not providing PAN					
Shareholder type	Promoter	Promoter Group	Promoter Group	Promoter	






Mutual Funds		
Sr. No.	1	
Name of the Shareholders (I)	Quant Mutual Fund - Quant Small Cap Fund	<a href="#">Click here to go back</a>
PAN (II)	AAATE0120D	Total
No. of fully paid up equity shares held (IV)	4556962	4556962
Total nos. shares held (VII) = (IV)+ (V)+ (VI)	4556962	4556962
Shareholding as a % of total no. of shares (calculated as per SCRR, 1957) (VIII) As a % of (A+B+C2)	1.88	1.88
Number of Voting Rights held in each class of securities (IX)		
Class eg: X	4556962	4556962
Total	4556962	4556962
Total as a % of Total Voting rights	1.88	1.88
Total No. of shares on fully diluted basis (including warrants, ESOP, Convertible Securities etc.) (XI)=(VII)+X	4556962	4556962
Shareholding, as a % assuming full conversion of convertible securities (as a percentage of diluted share capital) (XII)= (VII)+(X) As a % of (A+B+C2)	1.88	1.88
Number of equity shares held in dematerialized form (XIV)	4556962	4556962
Reason for not providing PAN		
Reason for not providing PAN		
Sub-categorization of shares		
Shareholding (No. of shares) under		
Sub-category (i)	0	0
Sub-category (ii)	0	0
Sub-category (iii)	0	0




Bodies Corporate		
Sr. No.	1	
Name of the Shareholders (I)	Durva Infratech LLP	<a href="#">Click here to go back</a>
PAN (II)	AASFD2308J	Total
No. of fully paid up equity shares held (IV)	37500000	37500000
Total nos. shares held (VII) = (IV)+ (V)+ (VI)	37500000	37500000
Shareholding as a % of total no. of shares (calculated as per SCRR, 1957) (VIII) As a % of (A+B+C2)	15.47	15.47
Number of Voting Rights held in each class of securities (IX)		
Class eg: X	37500000	37500000
Total	37500000	37500000
Total as a % of Total Voting rights	15.47	15.47
Total No. of shares on fully diluted basis (including warrants, ESOP, Convertible Securities etc.) (XI)=(VII)+X	37500000	37500000
Shareholding , as a % assuming full conversion of convertible securities ( as a percentage of diluted share capital) (XII)= (VII)+(X) As a % of (A+B+C2)	15.47	15.47
Number of equity shares held in dematerialized form (XIV)	37500000	37500000
Reason for not providing PAN		
Reason for not providing PAN		
Sub-categorization of shares		
Shareholding (No. of shares) under		
Sub-category (i)	0	0
Sub-category (ii)	0	0
Sub-category (iii)	0	0






Directors and their relatives (excluding independent directors and nominee directors)		
Sr. No.	1	
Name of the Shareholders (I)	NAVEEN CHOPRA	<a href="#">Click here to go back</a>
PAN (II)	AAPPC4259G	Total
No. of fully paid up equity shares held (IV)	42500000	42500000
Total nos. shares held (VII) = (IV)+ (V)+ (VI)	42500000	42500000
Shareholding as a % of total no. of shares (calculated as per SCRR, 1957) (VIII) As a % of (A+B+C2)	17.54	17.54
Number of Voting Rights held in each class of securities (IX)		
Class eg: X	42500000	42500000
Total	42500000	42500000
Total as a % of Total Voting rights	17.54	17.54
Total No. of shares on fully diluted basis (including warrants, ESOP, Convertible Securities etc.) (XI)=(VII+X)	42500000	42500000
Shareholding , as a % assuming full conversion of convertible securities ( as a percentage of diluted share capital) (XII)= (VII)+(X) As a % of (A+B+C2)	17.54	17.54
Number of equity shares held in dematerialized form (XIV)	42500000	42500000
Reason for not providing PAN		
Reason for not providing PAN		
Sub-categorization of shares		
Shareholding (No. of shares) under		
Sub-category (i)	0	0
Sub-category (ii)	0	0
Sub-category (iii)	0	0




Any Other (specify)			
Sr. No.	1	2	
Category	Other	Other	
Category / More than 1 percentage	Category	Category	<a href="#">Click here to go back</a>
Name of the Shareholders (I)	INDIA LIBERALISATION FUND	BANCO SANTANDER A/C EXPLORER MAURITIUS	
PAN (II)			Total
No. of the Shareholders (I)	1	1	2
No. of fully paid up equity shares held (IV)	15250	500	15750
Total nos. shares held (VII) = (IV)+ (V)+ (VI)	15250	500	15750
Shareholding as a % of total no. of shares (calculated as per SCRR, 1957) (VIII) As a % of (A+B+C2)	0.01	0	0.01
Number of Voting Rights held in each class of securities (IX)			
Class eg: X	15250	500	15750
Total	15250	500	15750
Total as a % of Total Voting rights	0.01	0	0.01
Total No. of shares on fully diluted basis (including warrants, ESOP, Convertible Securities etc.) (XI)=(VII)+X	15250	500	15750
Shareholding , as a % assuming full conversion of convertible securities ( as a percentage of diluted share capital) (XII)= (VII)+(X) As a % of (A+B+C2)	0.01	0	0.01
Number of equity shares held in dematerialized form (XIV)	0	0	0
Reason for not providing PAN			
Reason for not providing PAN			
Sub-categorization of shares			
Shareholding (No. of shares) under			
Sub-category (i)	0	0	0
Sub-category (ii)	0	0	0
Sub-category (iii)	0	0	0






Any Other (specify)					
Sr. No.	1	2	3	4	
Category	HUF	Trusts	Clearing Members	Others	
Category / More than 1 percentage	Category	Category	Category	Category	
Name of the Shareholders (I)				PRIMO CHEMICALS LIMITED- SUSPENSE ESCROW DEMAT ACCOUNT	<a href="#">Click here to go back</a>
PAN (II)					Total
No. of the Shareholders (I)	761	2	3	1	767
No. of fully paid up equity shares held (IV)	4051999	27750	36589	3000	4119338
Total nos. shares held (VII) = (IV)+ (V)+ (VI)	4051999	27750	36589	3000	4119338
Shareholding as a % of total no. of shares (calculated as per SCRR, 1957) (VIII) As a % of (A+B+C2)	1.67	0.01	0.02	0	1.7
Number of Voting Rights held in each class of securities (IX)					
Class eg: X	4051999	27750	36589	3000	4119338
Total	4051999	27750	36589	3000	4119338
Total as a % of Total Voting rights	1.67	0.01	0.02	0	1.7
Total No. of shares on fully diluted basis (including warrants, ESOP, Convertible Securities etc.) (XI)=(VII+X)	4051999	27750	36589	3000	4119338
Shareholding , as a % assuming full conversion of convertible securities ( as a percentage of diluted share capital) (XII)= (VII)+(X) As a % of (A+B+C2)	1.67	0.01	0.02	0	1.7
Number of equity shares held in dematerialized form (XIV)	4051999	27750	36589	3000	4119338
Reason for not providing PAN					
Reason for not providing PAN					
Sub-categorization of shares					
Shareholding (No. of shares) under					
Sub-category (i)	0	0	0	0	0
Sub-category (ii)	0	0	0	0	0
Sub-category (iii)	0	0	0	0	0




Details of Shares which remain unclaimed for Public				
Sr. No.	Number of shareholders	Outstanding shares held in demat or unclaimed suspense account	voting rights which are frozen	Disclosure of notes on shares which remain unclaimed for public shareholders
1	5	3000	3000	Textual Information(1)





Text Block	
Textual Information(1)	500 shares were transferred to Company's Suspense Escrow Demat Account and 6750 Shares were claimed by the claimant shareholders from Company's Suspense Escrow Demat Account during the Quarter ended 30th June, 2025, as per SEBI Gazette Notification no. SEBVLD-NROIGN/2022/66 dated 24th January, 2022 and SEBI Circular SEBI/HO/MIRSD/MIRSD_RTAMB/P/CIR/2022/8 Dated 25th January, 2022.



Significant Beneficial Owners																
Sr. No.	Details of the SBO					Details of the registered owner					Details of holding/ exercise of right of the SBO in the reporting company, whether direct or indirect*:					Date of creation / acquisition of significant beneficial interest
	Name	PAN	Passport No. in case of a foreign national	Nationality	Nationality (Applicable in case of Any other is selected)	Name	PAN	Passport No. in case of a foreign national	Nationality	Nationality (Applicable in case of Any other is selected)	Whether by virtue of:					
											Shares	Voting rights	Rights on distributable dividend or any other distribution	Exercise of control	Exercise of significant influence	
1	PURUSHOTTAM DASS GOEL	ABCPG8495L		India		DURVA INFRATECH LLP	AASFD2308J		India		15.47	0	0	No	No	21-05-2021
Total:											15.47	0	0			
2	SURJA RAM MEEL	ACTPM0240K		India		DURVA INFRATECH LLP	AASFD2308J		India		15.47	0	0	No	No	21-05-2021
Total:											15.47	0	0			

