


General information about company	
Scrip code	506852
NSE Symbol	PRIMO
MSEI Symbol	NOTLISTED
ISIN	INE607A01022
Name of the company	Primo Chemicals Limited
Whether company is SME	No
Class of Security	Equity Shares
Type of report	Quarterly
Quarter Ended / Half year ended/Date of Report (For Prelisting / Allotment)	31-03-2026
Date of allotment / extinguishment (in case Capital Restructuring selected) / Listing Date	
Shareholding pattern filed under	Regulation 31 (1) (b)
Whether the listed entity is Public Sector Undertaking (PSU)?	No



Declaration					
Sr. No.	Particular	Yes/No	Promoter and Promoter Group	Public shareholder	Non Promoter- Non Public
1	Whether the Listed Entity has issued any partly paid up shares?	No	No	No	No
2	Whether the Listed Entity has issued any Convertible Securities ?	No	No	No	No
3	Whether the Listed Entity has issued any Warrants ?	No	No	No	No
4	Whether Listed Entity has granted any ESOPs, which are outstanding?	No	No	No	No
5	Whether the Listed Entity has any shares against which depository receipts are issued?	No	No	No	No
6	Whether the Listed Entity has any shares in locked-in?	No	No	No	No
7	Whether any shares held by promoters are encumbered under "Pledged"?	No	No		
8	Whether any shares held by promoters are encumbered under "Non-Disposal Undertaking"?	No	No		
9	Whether any shares held by promoters are encumbered, other than by way of Pledge or NDU, if any?	No	No		
10	Whether company has equity shares with differential voting rights?	No	No	No	No
11	Whether the listed entity has any significant beneficial owner?	Yes			




Table VI - Statement showing foreign ownership limits		
Particular	Approved limits (%)	Limits utilized (%)
As on shareholding date	100	1.03
As on the end of previous 1st quarter	100	1.09
As on the end of previous 2nd quarter	100	1.02
As on the end of previous 3rd quarter	100	1.03
As on the end of previous 4th quarter	100	1.03



Table 1 - Summary Statement holding of specified securities

Category (I)	Category of shareholder (II)	Nos. Of shareholders (III)	No. of fully paid up equity shares held (IV)	No. Of Partly paid-up equity shares held (V)	No. Of shares underlying Depository Receipts (VI)	Total nos. shares held (VII) = (IV)+(V)+(VI)	Shareholding as a % of total no. of shares (calculated as per SCRR, 1957) (VIII) As a % of (A+B+C2)	Number of Voting Rights held in each class of securities (IX)			No. Of Shares Underlying Outstanding convertible securities (XA)	No. of Shares Underlying Outstanding Warrants (XB)	No. Of Outstanding ESOP Granted (XC)	No. of Shares Underlying Outstanding convertible securities, No. of Warrants and ESOP etc. (X) = (XA+XB+XC)	Total No. of shares on fully diluted basis (including warrants, ESOP, Convertible Securities etc.) (XI) = (VII+X)	
								No of Voting (XIV) Rights								Total as a % of (A+B+C)
								Class eg: X	Class eg: Y	Total						
(A)	Promoter & Promoter Group	9	78507830			78507830	32.4	78507830		78507830	32.4				78507830	
(B)	Public	47988	163835390			163835390	67.6	163835390		163835390	67.6				163835390	
(C)	Non Promoter-Non Public	0	0			0	0	0		0	0				0	
(C1)	Shares underlying DRs	0	0			0	0	0		0	0				0	
(C2)	Shares held by Employee Trusts	0	0			0	0	0		0	0				0	
	Total	47997	242343220			242343220	100	242343220		242343220	100				242343220	




Table I - Summary Statement holding of specified securities																
Category (I)	Category of shareholder (II)	Shareholding, as a % assuming full conversion of convertible securities (as a percentage of diluted share capital) (XII) = (VII)+(X) As a % of (A+B+C2)	Number of Locked in shares (XIII)		Number of Shares pledged (XIV)		Non-Disposal Undertaking (XV)		Other encumbrances, if any (XVI)		Total Number of Shares encumbered (XVII) = (XIV+XV+XVI)		Number of equity shares held in dematerialized form (XVIII)	Sub-categorization of shares		
			No. (a)	As a % of total Shares held (b)	No. (a)	As a % of total Shares held (b)	No. (a)	As a % of total Shares held (b)	No. (a)	As a % of total Shares held (b)	No. (a)	As a % of total Shares held (b)		Sub-category (i)	Sub-category (ii)	Sub-category (iii)
(A)	Promoter & Promoter Group	32.4											78507830			
(B)	Public	67.6											155834495	0	0	0
(C)	Non Promoter-Non Public												0			
(C1)	Shares underlying DRs												0			
(C2)	Shares held by Employee Trusts	0											0			
	Total	100											234342325	0	0	0





Table II - Statement showing shareholding pattern of the Promoter and Promoter Group																
Sr. No.	Category & Name of the Shareholders (I)	Nos. Of shareholders (III)	No. of fully paid up equity shares held (IV)	No. Of Partly paid-up equity shares held (V)	No. Of shares underlying Depository Receipts (VI)	Total nos. shares held (VII) = (IV)+(V)+(VI)	Shareholding as a % of total no. of shares (calculated as per SCRR, 1957) (VIII) As a % of (A+B+C2)	Number of Voting Rights held in each class of securities (IX)			No. Of Shares Underlying Outstanding convertible securities (XA)	No. of Shares Underlying Outstanding Warrants (XB)	No. Of Outstanding ESOP Granted (XC)	No. of Shares Underlying Outstanding convertible securities, No. of Warrants and ESOP etc. (X) = (XA+XB+XC)	Total No. of shares on fully diluted basis (including warrants, ESOP, Convertible Securities etc.) (XI) = (VII+X)	
								No of Voting (XIV) Rights								Total as a % of Total Voting rights
								Class eg: X	Class eg: Y	Total						
A Table II - Statement showing shareholding pattern of the Promoter and Promoter Group																
(1) Indian																
(a)	Individuals/Hindu undivided Family	6	61989745			61989745	25.58	61989745		61989745	25.58				61989745	
(d)	Any Other (specify)	3	16518085			16518085	6.82	16518085		16518085	6.82				16518085	
Sub-Total (A) (1)		9	78507830			78507830	32.4	78507830		78507830	32.4				78507830	
(2) Foreign																
Total Shareholding of Promoter and Promoter Group (A) = (A)(1)+(A)(2)		9	78507830			78507830	32.4	78507830		78507830	32.4				78507830	
B Table III - Statement showing shareholding pattern of the Public shareholder																
(1) Institutions (Domestic)																
(a)	Mutual Funds	11	4615212			4615212	1.9	4615212		4615212	1.9				4615212	
(b)	Venture Capital Funds	0	0			0	0	0		0	0				0	
(c)	Alternate Investment Funds	0	0			0	0	0		0	0				0	
(d)	Banks	1	2500			2500	0	2500		2500	0				2500	
(e)	Insurance Companies	0	0			0	0	0		0	0				0	
(f)	Provident Funds/ Pension Funds	0	0			0	0	0		0	0				0	
(g)	Asset reconstruction companies	0	0			0	0	0		0	0				0	
(h)	Sovereign Wealth Funds	0	0			0	0	0		0	0				0	
(i)	NBFCs registered with RBI	0	0			0	0	0		0	0				0	
(j)	Other Financial Institutions	11	44500			44500	0.02	44500		44500	0.02				44500	
(k)	Any Other (specify)	0	0			0	0	0		0	0				0	
Sub-Total (B) (1)		23	4662212			4662212	1.92	4662212		4662212	1.92				4662212	
(2) Institutions (Foreign)																
(a)	Foreign Direct Investment	0	0			0	0	0		0	0				0	
(b)	Foreign Venture Capital Investors	0	0			0	0	0		0	0				0	
(c)	Sovereign Wealth Funds	0	0			0	0	0		0	0				0	
(d)	Foreign Portfolio Investors Category I	3	63608			63608	0.03	63608		63608	0.03				63608	
(e)	Foreign Portfolio Investors Category II	1	110824			110824	0.05	110824		110824	0.05				110824	
(f)	Overseas Depositories (holding DRs) (balancing figure)	0	0			0	0	0		0	0				0	
(g)	Any Other (specify)	2	15750			15750	0.01	15750		15750	0.01				15750	
Sub-Total (B) (2)		6	190182			190182	0.08	190182		190182	0.08				190182	
(3) Central Government / State Government(s)																
(a)	Central Government / President of India	0	0			0	0	0		0	0				0	
(b)	State Government / Governor	0	0			0	0	0		0	0				0	
(c)	Shareholding by Companies or Bodies Corporate where Central / State Government is a promoter	0	0			0	0	0		0	0				0	
Sub-Total (B) (3)		0	0			0	0	0		0	0				0	
(4) Non-institutions																
(a)	Associate companies / Subsidiaries	0	0			0	0	0		0	0				0	
(b)	Directors and their relatives (excluding independent directors and nominee directors)	1	40000000			40000000	16.51	40000000		40000000	16.51				40000000	
(c)	Key Managerial Personnel	0	0			0	0	0		0	0				0	
(d)	Relatives of promoters (other than 'immediate relatives' of promoters disclosed under 'Promoter and Promoter Group' category)	0	0			0	0	0		0	0				0	
(e)	Trusts where any person belonging	0	0			0	0	0		0	0				0	



	to 'Promoter and Promoter Group' category is 'trustee', 'beneficiary', or 'author of the trust'														
(f)	Investor Education and Protection Fund (IEPF)	0	0			0	0	0	0	0					0
(g)	Resident Individuals holding nominal share capital up to Rs. 2 lakhs	45479	42186960			42186960	17.41	42186960	42186960	17.41					42186960
(h)	Resident Individuals holding nominal share capital in excess of Rs. 2 lakhs	58	23794738			23794738	9.82	23794738	23794738	9.82					23794738
(i)	Non Resident Indians (NRIs)	680	2518085			2518085	1.04	2518085	2518085	1.04					2518085
(j)	Foreign Nationals	0	0			0	0	0	0	0					0
(k)	Foreign Companies	1	100000			100000	0.04	100000	100000	0.04					100000
(l)	Bodies Corporate	1032	46358914			46358914	19.13	46358914	46358914	19.13					46358914
(m)	Any Other (specify)	708	4024299			4024299	1.66	4024299	4024299	1.66					4024299
Sub-Total (B) (4)		47959	158982996			158982996	65.6	158982996	158982996	65.6					158982996
Total Public Shareholding (B)=(B)(1)+(B)(2)+(B)(3)+(B)(4)		47988	163835390			163835390	67.6	163835390	163835390	67.6					163835390
C Table IV - Statement showing shareholding pattern of the Non Promoter- Non Public shareholder															
(1)	Custodian/DR Holder - Name of DR Holders (If Available)	0	0			0		0	0	0					0
(2)	Employee Benefit Trust / Employee Welfare Trust under SEBI (Share Based Employee Benefits and Sweat Equity) Regulations, 2021	0	0			0	0	0	0	0					0
Total NonPromoter-Non Public Shareholding (C)= (C)(1)+(C)(2)		0	0			0		0	0	0					0
Total (A+B+C)		47997	242343220			242343220	100	242343220	242343220	100					242343220
Total (A+B+C)		47997	242343220			242343220	100	242343220	242343220	100					242343220

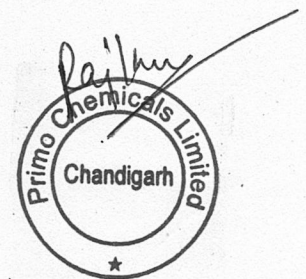





Table II - Statement showing shareholding pattern of the Promoter and Promoter Group																
Sr. No.	Category & Name of the Shareholders (I)	Shareholding, as a % assuming full conversion of convertible securities (as a percentage of diluted share capital) (XII) = (VII)+(X) As a % of (A+B+C2)	Number of Locked in shares (XIII)		Number of Shares pledged (XIV)		Non-Disposal Undertaking (XV)		Other encumbrances, if any (XVI)		Total Number of Shares encumbered (XVII) = (XIV+XV+XVI)		Number of equity shares held in dematerialized form (XVIII)	Sub-categorization of shares		
			No. (a)	As a % of total Shares held (b)	No. (a)	As a % of total Shares held (b)	No. (a)	As a % of total Shares held (b)	No. (a)	As a % of total Shares held (b)	No. (a)	As a % of total Shares held (b)		Sub-category (i)	Sub-category (ii)	Sub-category (iii)
A	Table II - Statement showing shareholding pattern of the Promoter and Promoter Group															
(1)	Indian															
(a)	Individuals/Hindu undivided Family	25.58											61989745			
(d)	Any Other (specify)	6.82											16518085			
Sub-Total (A) (1)		32.4											78507830			
(2)	Foreign															
Total Shareholding of Promoter and Promoter Group (A) = (A)(1)+(A)(2)		32.4											78507830			
B	Table III - Statement showing shareholding pattern of the Public shareholder															
(1)	Institutions (Domestic)															
(a)	Mutual Funds	1.9											4578712	0	0	0
(b)	Venture Capital Funds	0											0	0	0	0
(c)	Alternate Investment Funds	0											0	0	0	0
(d)	Banks	0											2500	0	0	0
(e)	Insurance Companies	0											0	0	0	0
(f)	Provident Funds/ Pension Funds	0											0	0	0	0
(g)	Asset reconstruction companies	0											0	0	0	0
(h)	Sovereign Wealth Funds	0											0	0	0	0
(i)	NBFCs registered with RBI	0											0	0	0	0
(j)	Other Financial Institutions	0.02											0	0	0	0
(k)	Any Other (specify)	0											0	0	0	0
Sub-Total (B) (1)		1.92											4581212	0	0	0
(2)	Institutions (Foreign)															
(a)	Foreign Direct Investment	0											0	0	0	0
(b)	Foreign Venture Capital Investors	0											0	0	0	0
(c)	Sovereign Wealth Funds	0											0	0	0	0
(d)	Foreign Portfolio Investors Category I	0.03											63608	0	0	0
(e)	Foreign Portfolio Investors Category II	0.05											110824	0	0	0
(f)	Overseas Depositories (holding DRs) (balancing figure)	0											0	0	0	0
(g)	Any Other (specify)	0.01											0	0	0	0
Sub-Total (B) (2)		0.08											174432	0	0	0
(3)	Central Government / State Government(s)															
(a)	Central Government / President of India	0											0	0	0	0
(b)	State Government / Governor	0											0	0	0	0
(c)	Shareholding by Companies or Bodies Corporate where Central / State Government is a promoter	0											0	0	0	0
Sub-Total (B) (3)		0											0	0	0	0
(4)	Non-institutions															
(a)	Associate companies / Subsidiaries	0											0	0	0	0
(b)	Directors and their relatives (excluding independent directors and nominee directors)	16.51											40000000	0	0	0
(c)	Key Managerial Personnel	0											0	0	0	0




Individuals/Hindu undivided Family							
Sr. No.	1	2	3	4	5	6	7
Name of the Shareholders (I)	Dayawati Dahiya	Garima Singh	Jagbir Singh Ahlawat	Jatin Dahiya	Parerna Ahlawat	Sukhbir Singh Dahiya	Mayank Ahlawat
PAN (II)	AAFPD0929C	AQUPG7083K	AAHPA2745B	BGSPD0546B	AAGPP5953R	ACCPD9200H	AZWPA5228P
No. of fully paid up equity shares held (IV)	3560170	1100000	15500100	5482535	11068925	25278015	0
Total nos. shares held (VII) = (IV)+ (V)+ (VI)	3560170	1100000	15500100	5482535	11068925	25278015	0
Shareholding as a % of total no. of shares (calculated as per SCRR, 1957) (VIII) As a % of (A+B+C2)	1.47	0.45	6.4	2.26	4.57	10.43	0
Number of Voting Rights held in each class of securities (IX)							
Class eg:X	3560170	1100000	15500100	5482535	11068925	25278015	0
Total	3560170	1100000	15500100	5482535	11068925	25278015	0
Total as a % of Total Voting rights	1.47	0.45	6.4	2.26	4.57	10.43	0
Total No. of shares on fully diluted basis (including warrants and Convertible Securities etc.) (XI)=(VII+X)	3560170	1100000	15500100	5482535	11068925	25278015	0
Shareholding, as a % assuming full conversion of convertible securities (as a percentage of diluted share capital) (XII)= (VII)+(X) As a % of (A+B+C2)	1.47	0.45	6.4	2.26	4.57	10.43	0
Number of equity shares held in dematerialized form (XVIII)	3560170	1100000	15500100	5482535	11068925	25278015	0
Reason for not providing PAN							
Reason for not providing PAN							
Shareholder type	Promoter Group	Promoter Group	Promoter	Promoter	Promoter	Promoter	Promoter Group




Individuals/Hindu undivided Family	
Sr. No.	
Name of the Shareholders (I)	Click here to go back
PAN (II)	Total
No. of fully paid up equity shares held (IV)	61989745
Total nos. shares held (VII) = (IV)+ (V)+ (VI)	61989745
Shareholding as a % of total no. of shares (calculated as per SCRR, 1957) (VIII) As a % of (A+B+C2)	25.58
Number of Voting Rights held in each class of securities (IX)	
Class eg:X	61989745
Total	61989745
Total as a % of Total Voting rights	25.58
Total No. of shares on fully diluted basis (including warrants and Convertible Securities etc.) (XI)=(VII+X)	61989745
Shareholding , as a % assuming full conversion of convertible securities (as a percentage of diluted share capital) (XII)= (VII)+(X) As a % of (A+B+C2)	25.58
Number of equity shares held in dematerialized form (XVIII)	61989745
Reason for not providing PAN	
Reason for not providing PAN	
Shareholder type	




Any Other (specify)					
Sr. No.	1	2	3	4	
Category	Bodies Corporate	Bodies Corporate	Bodies Corporate	Bodies Corporate	Click here to go back
Name of the Shareholders (I)	Flowtech Industrial Projects Private Limited	Himalaya Alkalies & Chemicals Limited	Tara Mercantile Private Limited	Flow Tech Chemicals Private Limited	
PAN (II)	AABCF7849J	AAKCS5199R	AAACT2680C	AAACF4621K	Total
No. of the Shareholders (I)	1	1	1	0	3
No. of fully paid up equity shares held (IV)	12151710	2604390	1761985	0	16518085
Total nos. shares held (VII) = (IV)+ (V)+ (VI)	12151710	2604390	1761985	0	16518085
Shareholding as a % of total no. of shares (calculated as per SCRR, 1957) (VIII) As a % of (A+B+C2)	5.01	1.07	0.73	0	6.82
Number of Voting Rights held in each class of securities (IX)					
Class eg: X	12151710	2604390	1761985	0	16518085
Total	12151710	2604390	1761985	0	16518085
Total as a % of Total Voting rights	5.01	1.07	0.73	0	6.82
Total No. of shares on fully diluted basis (including warrants and Convertible Securities etc.) (XI)=(VII)+X	12151710	2604390	1761985	0	16518085
Shareholding, as a % assuming full conversion of convertible securities (as a percentage of diluted share capital) (XII)= (VII)+X As a % of (A+B+C2)	5.01	1.07	0.73	0	6.82
Number of equity shares held in dematerialized form (XVIII)	12151710	2604390	1761985	0	16518085
Reason for not providing PAN					
Reason for not providing PAN					
Shareholder type	Promoter	Promoter Group	Promoter Group	Promoter	




Mutual Funds		
Sr. No.	1	
Name of the Shareholders (I)	Quant Mutual Fund - Quant Small Cap Fund	Click here to go back
PAN (II)	AAATE0120D	Total
No. of fully paid up equity shares held (IV)	4556962	4556962
Total nos. shares held (VII) = (IV)+ (V)+ (VI)	4556962	4556962
Shareholding as a % of total no. of shares (calculated as per SCRR, 1957) (VIII) As a % of (A+B+C2)	1.88	1.88
Number of Voting Rights held in each class of securities (IX)		
Class eg: X	4556962	4556962
Total	4556962	4556962
Total as a % of Total Voting rights	1.88	1.88
Total No. of shares on fully diluted basis (including warrants, ESOP, Convertible Securities etc.) (XI)=(VII+X)	4556962	4556962
Shareholding, as a % assuming full conversion of convertible securities (as a percentage of diluted share capital) (XII)= (VII)+(X) As a % of (A+B+C2)	1.88	1.88
Number of equity shares held in dematerialized form (XIV)	4556962	4556962
Reason for not providing PAN		
Reason for not providing PAN		
Sub-categorization of shares		
Shareholding (No. of shares) under		
Sub-category (i)	0	0
Sub-category (ii)	0	0
Sub-category (iii)	0	0




Bodies Corporate		
Sr. No.	1	
Name of the Shareholders (I)	Durva Infrotech LLP	Click here to go back
PAN (II)	AASF2308J	Total
No. of fully paid up equity shares held (IV)	37500000	37500000
Total nos. shares held (VII) = (IV)+ (V)+ (VI)	37500000	37500000
Shareholding as a % of total no. of shares (calculated as per SCRR, 1957) (VIII) As a % of (A+B+C2)	15.47	15.47
Number of Voting Rights held in each class of securities (IX)		
Class eg: X	37500000	37500000
Total	37500000	37500000
Total as a % of Total Voting rights	15.47	15.47
Total No. of shares on fully diluted basis (including warrants, ESOP, Convertible Securities etc.) (XI)=(VII+X)	37500000	37500000
Shareholding, as a % assuming full conversion of convertible securities (as a percentage of diluted share capital) (XII)= (VII)+(X) As a % of (A+B+C2)	15.47	15.47
Number of equity shares held in dematerialized form (XIV)	37500000	37500000
Reason for not providing PAN		
Reason for not providing PAN		
Sub-categorization of shares		
Shareholding (No. of shares) under		
Sub-category (i)	0	0
Sub-category (ii)	0	0
Sub-category (iii)	0	0




Directors and their relatives (excluding independent directors and nominee directors)		
Sr. No.	1	
Name of the Shareholders (I)	Naveen Chopra	Click here to go back
PAN (II)	AAAPPC4259G	Total
No. of fully paid up equity shares held (IV)	40000000	40000000
Total nos. shares held (VII) = (IV)+(V)+(VI)	40000000	40000000
Shareholding as a % of total no. of shares (calculated as per SCRR, 1957) (VIII) As a % of (A+B+C2)	16.51	16.51
Number of Voting Rights held in each class of securities (IX)		
Class eg: X	40000000	40000000
Total	40000000	40000000
Total as a % of Total Voting rights	16.51	16.51
Total No. of shares on fully diluted basis (including warrants, ESOP, Convertible Securities etc.) (XI)=(VII+X)	40000000	40000000
Shareholding, as a % assuming full conversion of convertible securities (as a percentage of diluted share capital) (XII)= (VII)+(X) As a % of (A+B+C2)	16.51	16.51
Number of equity shares held in dematerialized form (XIV)	40000000	40000000
Reason for not providing PAN		
Reason for not providing PAN		
Sub-categorization of shares		
Shareholding (No. of shares) under		
Sub-category (i)	0	0
Sub-category (ii)	0	0
Sub-category (iii)	0	0




Any Other (specify)			
Sr. No.	1	2	
Category	Other	Other	
Category / More than 1 percentage	Category	Category	Click here to go back
Name of the Shareholders (I)	Indian Liberlisation Fund	Banco Santander A/C Explorer Maurities	
PAN (II)			Total
No. of the Shareholders (I)	1	1	2
No. of fully paid up equity shares held (IV)	15250	500	15750
Total nos. shares held (VII) = (IV)+(V)+ (VI)	15250	500	15750
Shareholding as a % of total no. of shares (calculated as per SCRR, 1957) (VIII) As a % of (A+B+C2)	0.01	0	0.01
Number of Voting Rights held in each class of securities (IX)			
Class eg: X	15250	500	15750
Total	15250	500	15750
Total as a % of Total Voting rights	0.01	0	0.01
Total No. of shares on fully diluted basis (including warrants, ESOP, Convertible Securites etc.) (XI)=(VII+X)	15250	500	15750
Shareholding , as a % assuming full conversion of convertible securities (as a percentage of diluted share capital) (XII)= (VII)+(X) As a % of (A+B+C2)	0.01	0	0.01
Number of equity shares held in dematerialized form (XIV)	0	0	0
Reason for not providing PAN			
Reason for not providing PAN			
Sub-categorization of shares			
Shareholding (No. of shares) under			
Sub-category (i)	0	0	0
Sub-category (ii)	0	0	0
Sub-category (iii)	0	0	0




Any Other (specify)					
Sr. No.	1	2	3	4	
Category	HUF	Clearing Members	Unclaimed or Suspense or Escrow Account	Trusts	
Category / More than 1 percentage	Category	Category	Category	Category	
Name of the Shareholders (I)					Click here to go back
PAN (II)					Total
No. of the Shareholders (I)	702	3	1	2	708
No. of fully paid up equity shares held (IV)	3876146	100903	19500	27750	4024299
Total nos. shares held (VII) = (IV)+ (V)+ (VI)	3876146	100903	19500	27750	4024299
Shareholding as a % of total no. of shares (calculated as per SCRR, 1957) (VIII) As a % of (A+B+C2)	1.6	0.04	0.01	0.01	1.66
Number of Voting Rights held in each class of securities (IX)					
Class eg: X	3876146	100903	19500	27750	4024299
Total	3876146	100903	19500	27750	4024299
Total as a % of Total Voting rights	1.6	0.04	0.01	0.01	1.66
Total No. of shares on fully diluted basis (including warrants, ESOP, Convertible Securities etc.) (XI)=(VII+X)	3876146	100903	19500	27750	4024299
Shareholding, as a % assuming full conversion of convertible securities (as a percentage of diluted share capital) (XII)= (VII)+(X) As a % of (A+B+C2)	1.6	0.04	0.01	0.01	1.66
Number of equity shares held in dematerialized form (XIV)	3876146	100903	19500	27750	4024299
Reason for not providing PAN					
Reason for not providing PAN					
Sub-categorization of shares					
Shareholding (No. of shares) under					
Sub-category (i)	0	0	0	0	0
Sub-category (ii)	0	0	0	0	0
Sub-category (iii)	0	0	0	0	0



Details of Shares which remain unclaimed for Public				
Sr. No.	Number of shareholders	Outstanding shares held in demat or unclaimed suspense account	voting rights which are frozen	Disclosure of notes on shares which remain unclaimed for public shareholders
1	7	19500	19500	Textual Information(1)



Text Block	
Textual Information(1)	12500 Shares were transferred to Company's Suspense Escrow Demat Account and Nil Shares were claimed by the claimant shareholders from Company's Suspense Escrow Demat Account during the Quarter ended 31st March, 2026, as per SEBI Circular no. SEBI/HO/MIRSD/MIRSD_RTAMB/P/CIR/2022/8 Dated 25th January, 2022.



Significant Beneficial Owners																
Sr. No.	Details of the SBO				Details of the registered owner					Details of holding/ exercise of right of the SBO in the reporting company, whether direct or indirect*:					Date of creation / acquisition of significant beneficial interest	
	Name	PAN	Passport No. in case of a foreign national	Nationality	Nationality (Applicable in case of Any other is selected)	Name	PAN	Passport No. in case of a foreign national	Nationality	Nationality (Applicable in case of Any other is selected)	Whether by virtue of:					
											Shares	Voting rights	Rights on distributable dividend or any other distribution	Exercise of control		Exercise of significant influence
1	Purushottam Dass Goyal	ABCPG8495L		India		Durva Infrotech LLP	AASFD2308J		India		15.47	0	0	No	No	21-05-2021
Total:											15.47	0	0			
2	Surja Ram Meel	ACTPM0240K		India		Durva Infrotech LLP	AASFD2308J		India		15.47	0	0	No	No	21-05-2021
Total:											15.47	0	0			

